

## 2016 Australian Election Study Online Questionnaire (FINAL)



---

### Sample variables

Variable name	Variable label	Full description
	1.	

### Introduction screen text:

<INSERT ANU LOGO AND CONTACT DETAILS (ALIGN LEFT)>

#### **AUSTRALIAN ELECTION STUDY 2016 - CANDIDATES**

Welcome to the 2016 Candidates Survey, sponsored by the Australian National University and the Queensland University of Technology. The survey forms part of the **Australian Election Study** which provides a detailed analysis of the dynamics of political behaviour and is an important long-term study of Australian politics and elections.

**We give you every assurance that the information collected in this study will not be used in any form which allows identification of individual candidates.**

We realise you are very busy, and in order to save you time and effort we have limited the number of questions and kept them as brief and straightforward as we can. In most cases, please answer a question by simply selecting the box that most closely represents your experience, situation or view.

Participation in this survey is entirely voluntary and you can withdraw at any point. If you do not wish to answer any question, you can enter through to the next screen to continue with the survey. Please use the back button provided within the survey to navigate, do NOT use the back arrow on the browser.

Thank you in advance for your participation in this important study.

For assistance with the survey, please contact us on 1800 023 040 (free call) or email [aesurvey@srcentre.com.au](mailto:aesurvey@srcentre.com.au).

(Display above hotline info text in greyscale on each screen within survey)

**Section A: The Election Campaign**

PROGRAMMER NOTE: ALL QUESTIONS SHOULD BE NON-MANDATORY UNLESS OTHERWISE SPECIFIED

\*(ALL)

A1 First, some questions about your political background.

In which years have you stood as a candidate for the Federal Parliament and were you elected in those years?

*Please select all that apply*

(Programmer note: Multiple response for each row)

	2013	2010	2007	2004	Earlier
1. Candidate, not elected	1	2	3	4	5
2. Elected	1	2	3	4	5

\*(ALL)

A2 And for how many years have you been a...

*Please enter "0" if never*

(Programmer note: allow a response to be entered for each of the below. Allowable range 0-99)

1. Member of a local government or council	<input type="text"/>	<input type="text"/>	Years
2. Member of a State/Territory legislature	<input type="text"/>	<input type="text"/>	Years
3. Member of a State/Territory government	<input type="text"/>	<input type="text"/>	Years
4. Member of the Federal Parliament	<input type="text"/>	<input type="text"/>	Years
5. Member of a Federal Government	<input type="text"/>	<input type="text"/>	Years

\*(ALL)

A3. Has anyone in your immediate family run for public office?

*Please select all that apply*

(Programmer note: Single response for code 1, else multiple response)

No .....	1
Yes, in local politics .....	2
Yes, in State/Territory politics .....	3
Yes, in Federal or national politics .....	4

\*(ALL)

A4 In what year did you join the political party for which you are now a candidate?

Year

\*(ALL)

A5 Have you ever been a member of another political party?  
*Please select all that apply*

(Programmer note: Single response for code 1, else multiple response)

No .....	1
Yes, Liberal Party member .....	2
Yes, Australian Labor Party member .....	3
Yes, National (Country) Party member .....	4
Yes, Greens Party member .....	5
Yes, Australian Democrats member .....	6
Yes, other party (please specify) .....	7

\*(ALL)

A6 Have you ever been active in any of the following voluntary or community organisations?  
 (Programmer note: Display as carousel. Single Response for each row)

*Answer all items to go to the next question, or click 'Next' to skip this question*

	Very active	Somewhat	Not active
1. Community service organisation.	1	2	3
2. Business association .....	1	2	3
3. Professional association .....	1	2	3
4. Trade union or staff association..	1	2	3
5. Religious organisation.....	1	2	3
6. Women's organisation.....	1	2	3
7. Environmental group .....	1	2	3
8. Sports club .....	1	2	3
9. Hospital board .....	1	2	3
10. School board/PTA.....	1	2	3
11. Ethnic group organisation .....	1	2	3

\*(ALL)

A7 (STATEMENTS)

*Answer all items to go to the next question, or click 'Next' to skip this question*

- a. Before becoming a candidate for Federal Parliament, were you ever **employed** in a State or Federal MP's or minister's office?
  - b. Were you ever **employed** as a State or Federal party official?
  - c. Did you ever hold any **elected position** within the party organisation?
- (Programmer note: Display as carousel. Single Response for each row)

(RESPONSE FRAME)

Yes .....	1
No .....	2

\*(ALL)

A8 Outside of the election campaign, about how much time, if any, do you usually devote to party activities in an average week?

*Please enter "0" if none*

(Programmer note: Allowable range 0-168)

Number of hours (on average week) \_\_\_\_\_

\*(ALL)

A9 PROGRAMMER NOTE: Read in "electorate" for **House of Representatives Candidates** or "State or Territory" for **Senate Candidates**. (sample variable is nomination type)

a. Do you live in the <<electorate/State or Territory>> for which you stood as a candidate?

Yes ..... 1

No ..... 2

b. (Display if A9a=1 –**YES**) How long have you lived in the <<electorate/State or Territory>> for which you stood as a candidate?

(Programmer note: Allowable range 1-99)

*Please round up to the nearest year*

Years lived in <<electorate/State or Territory>> \_\_\_\_\_

\*(ALL)

PREA10 The next section includes questions that are relevant if you were a member of the House of Representatives or Senate prior to the election.

Please select which of the following applies to you:

(Programmer note: Mandatory question)

1. I was a member of the House of Representatives or Senate prior to the election
2. I was NOT a member of the House of Representatives or Senate prior to the election

\*(TIMESTAMP1)

\*(PREA10=1 – MEMBER OF THE HOUSE OF REP OR SENATE PRIOR TO ELECTION)

A10 We are interested in the amount of time you spent in your electorate and what you did there.  
 (Programmer note: display A10 a through c on separate screens)

- a. Thinking back over the past year, about how many **hours per month** did you usually devote to the following activities within your electorate?

*Please round up to the nearest hour*

(Programmer note: allow a response to be entered for each of the below. Allowable range 0-744)

1. Speaking at public meetings	<input type="text"/>	<input type="text"/>	<input type="text"/>	Hours per month
2. Attending local community functions	<input type="text"/>	<input type="text"/>	<input type="text"/>	Hours per month
3. Party fund-raising	<input type="text"/>	<input type="text"/>	<input type="text"/>	Hours per month
4. Dealing with constituents' problems	<input type="text"/>	<input type="text"/>	<input type="text"/>	Hours per month
5. Attending party meetings in your electorate	<input type="text"/>	<input type="text"/>	<input type="text"/>	Hours per month
6. Travelling between your electorate and Canberra	<input type="text"/>	<input type="text"/>	<input type="text"/>	Hours per month

- b. Did you maintain an electoral office over the past year?  
 (Programmer note: Single response)

Did not maintain electoral office..... 1  
 Maintained electoral office ..... 2

- c. Apart from during the election campaign, how many staff do (or did) you normally employ there?

*Please enter number of (full-time equivalent) staff*

(Programmer note: Allowable range 0-999)

\*(TIMESTAMP2)

<b>Section B: Candidates and Campaigning</b>
--

\*(ALL)

B1 What was the primary aim of your campaign? Where would you place yourself on a scale from 0 to 10, where 0 means ‘to attract as much attention as possible for me as a candidate’ and 10 means ‘to attract as much attention as possible for my party’?  
 (Programmer note: Display as sliding scale)

<b>To attract as much attention as possible for me as a candidate</b>									<b>To attract as much attention as possible for my party</b>	
0	1	2	3	4	5	6	7	8	9	10

\*(ALL)

B2 Some people receive encouragement from those around them when they decide to run for public office, while others experience indifference or disapproval.

How positive or negative were the following people in encouraging you to become a candidate in the 2016 election?

*Please provide a response for all that apply then click ‘Next’ to proceed*

(Programmer note: Display as carousel. Single Response for each row)

	<b>Very positive</b>	<b>Positive</b>	<b>Indifferent</b>	<b>Negative</b>	<b>Very negative</b>
Your partner .....	1	2	3	4	5
Other family members .....	1	2	3	4	5
Friends	1	2	3	4	5
Women’s groups .....	1	2	3	4	5
Community groups .....	1	2	3	4	5
Your employer/work colleagues .....	1	2	3	4	5
Business groups .....	1	2	3	4	5
Trade unions or staff associations ...	1	2	3	4	5
Local party activists .....	1	2	3	4	5

\*(ALL)

B3 And how long before the election did you begin to organise your campaign?  
 (Programmer note: Single Response)

1. Over a year before the election
2. Towards the end of 2015
3. Early in 2016, before the election was announced
4. About the time the election was announced
5. Only in the last few weeks before election day

\*(ALL)

B4 Please indicate below how **many hours per week** you spent on each of the following activities during your campaign?

*Please round up to the nearest hour*

(Programmer note: Display in grid and allow a response to be entered for each of the below.  
 Allowable range 0-168)

	Number of hours		Number of hours
1. Doorknocking, canvassing	_____	8. Distributing leaflets	_____
2. Organising direct mailing	_____	9. Managing content for a website	_____
3. Speaking on the telephone	_____	10. Managing content for a social network profile	_____
4. Radio and television interviews	_____	11. Managing content for a blog	_____
5. Newspaper interviews	_____	12. Managing content for online videos	_____
6. Attending fund raising events	_____	13. Communicating using Twitter	_____
7. Meetings with party members	_____	14. Managing content for an email newsletter	_____

\*(ALL)

B5 Approximately how many workers could you count on to work for your campaign on an average day?

(Programmer note: Allowable range 0-24)

Number of campaign workers (on average day)

\*(ALL)

B6 Did your party leader visit your electorate to support your election campaign?

(Programmer note: Single response)

Yes, visited once ..... 1

Yes, visited more than once ..... 2

No, did not visit ..... 3

\*(ALL)

B7 Below is a list of internet-related tools that can be used to communicate with voters during elections. For each one please say how important they were for you in the election campaign.  
(Programmer note: Display as carousel. Single Response for each row)

*Answer all items to go to the next question, or click 'Next' to skip this question*

	<b>Did not use/not at all important</b>	<b>Somewhat important</b>	<b>Fairly important</b>	<b>Very important</b>	<b>Extremely important</b>
1. Personal website (independent of the party) .....	1	2	3	4	5
2. Webpages on a party site	1	2	3	4	5
3. Email	1	2	3	4	5
4. E-news/bulletins	1	2	3	4	5
5. Blog	1	2	3	4	5
6. Social networking sites (e.g. Facebook)	1	2	3	4	5
7. Video-sharing sites (e.g. YouTube)	1	2	3	4	5
8. Twitter	1	2	3	4	5
9. SMS/text messages	1	2	3	4	5

\*(ALL)

B8 In the election campaign generally, how important would you rate the following media and communication tools for campaigning?  
(Programmer note: Display as carousel. Single Response for each row)

*Answer all items to go to the next question, or click 'Next' to skip this question*

	<b>Not at all important</b>	<b>Somewhat important</b>	<b>Fairly important</b>	<b>Very important</b>	<b>Extremely important</b>
1. Posters	1	2	3	4	5
2. Leaflets	1	2	3	4	5
3. Canvassing	1	2	3	4	5
4. Public meetings	1	2	3	4	5
5. Database management	1	2	3	4	5
6. Direct mail	1	2	3	4	5
7. TV	1	2	3	4	5
8. Radio	1	2	3	4	5
9. Print/newspapers	1	2	3	4	5
10. Campaign website	1	2	3	4	5
11. Email	1	2	3	4	5
12. Social media	1	2	3	4	5



\*(ALL)

B9 Some candidates consider online technologies to be an effective way of communicating with voters. Other candidates see traditional doorknocking and face-to-face methods as much more effective in communicating with voters. Overall where would you place your views on the following scale?


(Programmer note: Display as sliding scale)



\*(ALL)

B10 In politics, people sometimes talk about the 'left' and the 'right'. Where would you place yourself on a scale from 0 to 10, where 0 means the left and 10 means the right?


(Programmer note: Display as sliding scale)



\*(ALL)

B11 And where would you place the political views of your electorate on this scale?


(Programmer note: Display as sliding scale)



\*(ALL)

B12 And where would you place your party on this scale?


(Programmer note: Display as sliding scale)



\*(ALL)

B13 And where would you place your party's voters on this scale?

(Programmer note: Display as sliding scale)



\*(ALL)

B14 In the beginning of the campaign, how did you evaluate your chances of being elected?  
 (Programmer note: Single response)

- Very likely to be elected..... 1
- Fairly likely to be elected ..... 2
- An open race ..... 3
- Fairly unlikely to be elected ..... 4
- Very unlikely to be elected..... 5

\*(TIMESTAMP3)

<b>Section C: Election Issues</b>
-----------------------------------

\*(ALL)

C1 From the following list, in order of importance, what would you say are the four most important problems facing the country?

*Please select one issue for each column*

(Programmer note: Display as grid)

Issues	First	Second	Third	Fourth
1. Taxation .....	1	2	3	4
2. Immigration .....	1	2	3	4
3. Education .....	1	2	3	4
4. The environment .....	1	2	3	4
5. Government debt .....	1	2	3	4
6. Health and Medicare .....	1	2	3	4
7. Refugees and asylum seekers	1	2	3	4
8. Global warming .....	1	2	3	4
9. Superannuation.....	1	2	3	4
10. Management of the economy	1	2	3	4

\*(ALL)

C2 The statements below indicate some of the changes that have been happening in Australia over the years. For each one, please say whether you think the change has gone too far, not gone far enough, or is it about right?

(Programmer note: Display as carousel)

*Answer all items to go to the next question, or click 'Next' to skip this question*

	<b>Gone much too far</b>	<b>Gone too far</b>	<b>About right</b>	<b>Not gone far enough</b>	<b>Not gone nearly far enough</b>
1. Equal opportunities for migrants .....	1	2	3	4	5
2. The right to show nudity and sex in films and magazines	1	2	3	4	5
3. Aboriginal land rights .....	1	2	3	4	5
4. Equal opportunities for women .....	1	2	3	4	5
5. The number of migrants allowed into Australia at the present time .....	1	2	3	4	5
6. Government help for Aborigines .....	1	2	3	4	5
7. Building closer relations with Asia .....	1	2	3	4	5

\*(ALL)

C3 How important do you think the Australian alliance with the United States under the ANZUS treaty is for protecting Australia's security?

(Programmer note: Single response)

- Very important ..... 1
- Fairly important..... 2
- Not very important ..... 3
- Not at all important ..... 4

\*(ALL)

C4 In your opinion, are any of the following countries likely to pose a threat to Australia's security?

(Programmer note: Display as carousel. Single response for each row)

<b>Countries</b>	<b>Very likely</b>	<b>Fairly likely</b>	<b>Not very likely</b>
Japan	1	2	3
United States	1	2	3
China	1	2	3
Vietnam	1	2	3
Malaysia	1	2	3
Indonesia	1	2	3

\*(ALL)

C5 If Australia's security were threatened by some other country, how much trust do you feel Australia can have in the United States to come to Australia's defence?  
(Programmer note: Single response)

- A great deal ..... 1
- A fair amount ..... 2
- Not very much ..... 3
- None at all..... 4

\*(ALL)

C6 Do you think that the government should spend more or spend less on defence?  
(Programmer note: Single response)

- Spend much more on defence ..... 1
- Spend some more on defence ..... 2
- About right at present ..... 3
- Spend less on defence ..... 4
- Spend a lot less on defence ..... 5

\*(ALL)

C7 Do you personally favour or oppose same sex couples being given the same rights to marry as couples consisting of a man and a woman?  
(Programmer note: Single response)

- Strongly favour ..... 1
- Favour..... 2
- Oppose ..... 3
- Strongly oppose..... 4

\*(ALL)

C8 Here are some statements about general social concerns. Please say whether you strongly agree, agree, disagree or strongly disagree with each of these statements.  
 (Programmer note: Display as carousel)

*Answer all items to go to the next question, or click 'Next' to skip this question*

	Strongly agree	Agree	Neither agree nor disagree	Disagree	Strongly disagree
1. The death penalty should be reintroduced for murder	1	2	3	4	5
2. The smoking of marijuana should not be a criminal offence	1	2	3	4	5
3. People who break the law should be given stiffer sentences	1	2	3	4	5
4. Women should be given preferential treatment when applying for jobs and promotions	1	2	3	4	5
5. All boats carrying asylum seekers should be turned back	1	2	3	4	5
6. Terminally ill patients should be able to end their own lives with medical assistance	1	2	3	4	5
7. The government should increase opportunities for women in business and industry	1	2	3	4	5

\*(ALL)

C9 And here are some statements about economic issues. Please say whether you strongly agree, agree, disagree or strongly disagree with each of these statements.  
 (Programmer note: Display as carousel)

*Answer all items to go to the next question, or click 'Next' to skip this question*

	Strongly agree	Agree	Neither agree nor disagree	Disagree	Strongly disagree
1. High income tax makes people less willing to work hard	1	2	3	4	5
2. The trade unions in this country have too much power	1	2	3	4	5
3. Big business in this country has too much power	1	2	3	4	5
4. Income and wealth should be redistributed towards ordinary working people	1	2	3	4	5
5. There should be stricter laws to regulate the activities of trade unions	1	2	3	4	5
6. The government should take measures to reduce differences in income levels	1	2	3	4	5

\*(TIMESTAMP4)

**Section D: Democracy and Representation**

\*(ALL)

D1 Do you think that Australia should become a republic with an Australian head of state, or should the Queen be retained as head of state?  
(Programmer note: Single response)

- Strongly favour becoming republic ..... 1
- Favour becoming republic ..... 2
- Favour retaining the Queen as head of state ..... 3
- Strongly favour retaining the Queen as head of state ..... 4

\*(ALL)

D2 If Australia becomes a republic with an Australian head of state, should the head of state be elected by the voters or elected by Parliament?  
(Programmer note: Single response)

- Strongly favour election by voters ..... 1
- Favour election by voters ..... 2
- Favour election by Parliament ..... 3
- Strongly favour election by Parliament ..... 4

\*(ALL)

D3 If a referendum were held to recognise Indigenous Australians in the Constitution would you support or oppose such a change to the Constitution?  
(Programmer note: Single response)

- Strongly support ..... 1
- Support ..... 2
- Oppose ..... 3
- Strongly oppose ..... 4

\*(ALL)

D4 Should there be more efforts to increase the number of women MPs? If so, what means would you prefer?  
*Please select one response only*

(Programmer note: Single response)

- No, there is no need to increase the number of women MPs ..... 1
- No, nothing needs to be done, it will happen naturally ..... 2
- Yes, by legally requiring all political parties to select more women candidates by means of a 'quota' ..... 3
- Yes, the political parties should make their own voluntary commitments to increase the number of women MPs ..... 4
- Yes, by encouraging more women to participate in politics ..... 5

\*(ALL)

D5 In your view, how important is it for an MP to represent the following groups?  
 (Programmer note: Display in grid. Single response for each row)

	<b>Very important</b>	<b>Fairly important</b>	<b>Not very important</b>	<b>Not at all important</b>
1. Voters in the electorate	1	2	3	4
2. All citizens in the electorate	1	2	3	4
3. The party nationally	1	2	3	4
4. Members of specific social groups (e.g. young or elderly people)	1	2	3	4
5. All Australian citizens	1	2	3	4

\*(ALL)

D6 Generally speaking, what would you think if the following groups or individuals contributed \$100,000 to a political party's campaign funds? Would you describe this as ...  
 (Programmer note: Display in carousel. Single response for each row)

	<b>Honest</b>	<b>Somewhat honest</b>	<b>Somewhat corrupt</b>	<b>Corrupt</b>
1. Citizen	1	2	3	4
2. Large business	1	2	3	4
3. Trade union	1	2	3	4

\*(TIMESTAMP5)

**Section E: Personal Background**

\*(ALL)

E1 This final section includes a few questions about yourself.

In what year were you born? Year 19

\*(ALL)

E2 In which country were you born?  
(Programmer note: Single response)

Australia	1
New Zealand	2
United Kingdom	3
Italy	4
Greece	5
China	6
Vietnam	7
India	8
Other (please specify) .....	9
_____	

\*(ALL)

E3 Would you say you now live in ...?  
(Programmer note: Single response)

A rural area or village .....	1
A small country town (under 10,000 people) .....	2
A larger country town (over 10,000 people) .....	3
A large town (over 25,000 people) .....	4
A major city (over 100,000 people) .....	5

\*(ALL)

E4 How old were you when you left school?  
(Programmer note: Do not allow decimals)

Age



\*(ALL)

E5 In all, how many years of **tertiary** study have you completed since you left secondary school?  
If your tertiary study was part-time, give the number of years of equivalent full-time study.

*Please round up to the nearest year*

(Programmer note: Single response. For code 2: do not allow decimals, allowable range 1 to 99)

- No tertiary study ..... 1
- Years of full-time tertiary study \_\_\_\_\_ ..... 2

\*(E5=2 – TERTIARY QUALIFIED)

E6 What was your discipline?

\_\_\_\_\_

\*(ALL)

E7 What is your religion or faith?

(Programmer note: Single response)

- Roman Catholic ..... 1
- Anglican/Church of England ..... 2
- Uniting Church/Methodist ..... 3
- Orthodox Church ..... 4
- Presbyterian ..... 5
- Other (please specify) \_\_\_\_\_ 6
- No religion..... 7

\*(ALL)

E8 Apart from weddings, funerals and baptisms, about how often do you attend religious services?  
(Programmer note: Single response)

- At least once a week ..... 1
- At least once a month ..... 2
- Several times a year ..... 3
- At least once a year..... 4
- Less than once a year ..... 5
- Never ..... 6

\*(ALL)

E9 Prior to the election, what was your employment status?

(Programmer note: Single response)

Self-employed.....	1
Employed full time (32 hours or more weekly) .....	2
Employed part time (15 to less than 32 hours weekly) .....	3
Employed less than 15 hours weekly .....	4
Helping family member .....	5
Unemployed (including temporarily unemployed) .....	6
Student, in school, vocational training .....	7
Retired .....	8
Responsible for home duties .....	9
Others not in the labour force .....	10

\*(ALL)

E10 What is your current occupation?

*If you are a member of parliament and/or retired: What was your former occupation?*

---

\*(TIMESTAMP6)

<b>CLOSE</b>
--------------

\*(ALL)

END That is the end of the questionnaire. Thank you for participating in this important study. Your views will remain strictly confidential and will be reported only as part of the general findings from the survey.

Please be assured that the information collected in this study will not be used in any form which allows identification of individual candidates.

If you have any questions about the survey, please call the Australian Election Study helpline on 1800 023 040 (free call), or email [aesurvey@srcentre.com.au](mailto:aesurvey@srcentre.com.au). For further information regarding this study, please click here. <<programmer note: "here" to link to candidates information page>>

If you have any concerns or complaints about the ethical conduct of the survey please contact the ANU Human Ethics Officer on 02 6125 3427 or by email at [human.ethics.officer@anu.edu.au](mailto:human.ethics.officer@anu.edu.au).

\*PROGRAMMER NOTE: NO REDIRECT PAGE

\*(TIMESTAMP7)