

**Jones, R., The Australian National University  
McAllister, I., University of New South Wales.  
Denemark, D., University of Western Australia.  
Gow, D., University of Queensland.**

## **Australian Candidate Study, 1993**

### **Study Documentation**

December 13, 2016

# Metadata Production

<b>Metadata Producer(s)</b>	Australian Data Archive (ADA) , The Australian National University
<b>Version</b>	Version notes
<b>Identification</b>	au.edu.anu.ada.ddi.00764-pub

# Table of Contents

<a href="#">Overview</a>	4
<a href="#">Scope &amp; Coverage</a>	4
<a href="#">Producers &amp; Sponsors</a>	4
<a href="#">Sampling</a>	4
<a href="#">Data Collection</a>	5
<a href="#">Accessibility</a>	5
<a href="#">Rights &amp; Disclaimer</a>	5
<a href="#">Files Description</a>	6
<a href="#">au.edu.anu.ada.ddi.00764-pub</a>	6
<a href="#">Variables Group(s)</a>	7
<a href="#">Section A: Political Background</a>	7
<a href="#">Section B: The Campaign</a>	7
<a href="#">Section C: The Role of the Representative</a>	8
<a href="#">Section D: Election Issues</a>	8
<a href="#">Section E: Other Political Issues</a>	9
<a href="#">Section F: Personal Background</a>	10
<a href="#">A2</a>	11
<a href="#">A5</a>	11
<a href="#">A8</a>	11
<a href="#">B1</a>	12
<a href="#">B2</a>	12
<a href="#">B3</a>	13
<a href="#">B5</a>	13
<a href="#">C1</a>	13
<a href="#">C2</a>	14
<a href="#">C6A</a>	14
<a href="#">D1</a>	14
<a href="#">D2</a>	15
<a href="#">D6</a>	15
<a href="#">E1</a>	16
<a href="#">E7</a>	16
<a href="#">E9</a>	16
<a href="#">E15</a>	17
<a href="#">A1</a>	17
<a href="#">E10</a>	17
<a href="#">E11</a>	18
<a href="#">Variables Description</a>	19
<a href="#">au.edu.anu.ada.ddi.00764-pub</a>	20

## Australian Candidate Study, 1993

### Overview

<b>Identification</b>	au.edu.anu.ada.ddi.00764-pub
-----------------------	------------------------------

#### Abstract

The 1993 Australian Candidate Study is the third in a series of election studies on federal election candidates. In 1993, candidates from the following political parties were surveyed - Labor, Liberal, National, Democrat, The Greens, The Greens (Western Australia) Inc, The Green Party of South Australia and the Green Alliance Senate-New South Wales. The study examined the prominent election issues, including attitudes to particular economic issues, employee control of industry and Australia's trading relationship with foreign countries. Opinions on other political issues such as defence spending, the need for new security arrangements, countries perceived to pose a threat to Australia, and the republic issue were also sought. A section on social policy includes questions on contemporary social and moral issues, including abortion, Aboriginal rights, pornography, the death penalty and many others. In addition, the survey asks questions relating to political background, such as electoral history, party political involvement and membership of community organisations, and questions on the role of the representative, such as important aspects of the MP's job. A section on campaigning asks for candidates' perceptions of the personal attributes and experience which they think are required to make a successful candidate, how long before the election they organised and started their campaign, and what deciding factors led the candidate to run in their first Federal election. ALP candidates were also asked a series of questions on ALP factions. Background variables include age, country of birth, parents country of birth, age when left school, number of years of tertiary study, religion, frequency of attending religious services, marital status, house contested, and party affiliated.

<b>Kind of Data</b>	survey
---------------------	--------

### Scope & Coverage

<b>Keywords</b>	Economic policy, Elections, Environment, Industrial, Relations, Political parties, Politicians, Politics, Social classes, Social policy, Social problems
-----------------	----------------------------------------------------------------------------------------------------------------------------------------------------------

<b>Topics</b>	Australian studies, Politics, Election and campaign studies
---------------	-------------------------------------------------------------

<b>Time Period(s)</b>	1993
-----------------------	------

<b>Countries</b>	
------------------	--

#### Universe

'Viable' parliamentary candidates for 13 February 1993 Australian Federal election from the following political parties: Labor, Liberal, National, Democrat, The Greens, The Greens (Western Australia) Inc, The Green Party of South Australia and the Green Alliance Senate-New South Wales.

### Producers & Sponsors

<b>Primary Investigator(s)</b>	Jones, R., The Australian National University McAllister, I., University of New South Wales. Denemark, D., University of Western Australia. Gow, D., University of Queensland.
--------------------------------	-----------------------------------------------------------------------------------------------------------------------------------------------------------------------------------------

<b>Other Producer(s)</b>	Australian Data Archive (ADA) , The Australian National University
--------------------------	--------------------------------------------------------------------

### Sampling

#### Sampling Procedure

no sampling (total universe)

<b>Data Collection</b>	
<b>Data Collection Dates</b>	1: start 1993-03-12 1: end 1993-05-30
<b>Data Collection Mode</b>	self-completion (mail out, mail back)
<b>Data Collector(s)</b>	Datacol, Canberra
<b>Supervision</b> A Thank You/Reminder post card was sent to the candidates on 29 March 1993. A letter from the Labor, Liberal and Democrat parties to their respective candidates further explaining the purpose of the survey on 6 April 1993. For those candidates who had not yet responded, another set of survey questionnaires was sent on 14 April 1993.	

<b>Accessibility</b>	
<b>Distributor(s)</b>	Australian Data Archive, 18 Balmain Crescent, Canberra ACT 0200
<b>Depositor(s)</b>	Roger Jones
<b>Confidentiality</b> A copy of the User Undertaking Form must be signed before data may be accessed.	
<b>Citation Requirements</b> All manuscripts based in whole or in part on these data should:  (i) identify the data and original investigators by using the recommended bibliographic reference to the data file  (ii) acknowledge the Australian Data Archive and, where the data are made available through the Australian Data Archive by another archive, acknowledge that archive;  Jones, R., McAllister, I., Denmark, D. and Gow, D. Australian Candidate Study, 1993 [computer file]. Canberra: Australian Data Archive, The Australian National University, .  (iii) declare that those who carried out the original analysis and collection of the data bear no responsibility for the further analysis or interpretation of them.	

<b>Rights &amp; Disclaimer</b>	
<b>Disclaimer</b> Use of the material is solely at the user's risk. The depositor, The Australian National University and the Australian Data Archive shall not be held responsible for the accuracy and completeness of the material supplied.	
<b>Copyright</b>	Copyright (c)2003, The Australian National University. This publication may be copied in whole or in part by any copying or duplicating process, provided it is not sold except to recover duplicating costs.

# Files Description

Dataset contains 1 file(s)

<b>au.edu.anu.ada.ddi.00764-pub</b>	
<b># Cases</b>	1209
<b># Variable(s)</b>	197

# Variables Group(s)

Dataset contains 26 group(s)

<b>Group Section A: Political Background</b>							
<b>Subgroup(s)</b>		A2 , A5 , A8 , A1					
#	Name	Label	Type	Format	Valid	Invalid	Question
1	A3	Age first interested running for office	continuous	numeric-2.0	394	815	A.3. Do you remember the age at which you first became interested in running for elected office?
2	A4	Year joined political party	continuous	numeric-2.0	407	802	A.4. In what year did you join the political party for which you are now a candidate?
3	A6	Time devoted to party activities per mth	discrete	numeric-2.0	408	801	A.6. Before your first Federal election campaign, about how much time did you usually devote to party activities in the average month?
4	A7	Years lived in electorate	continuous	numeric-2.0	336	873	A.7. How long have you lived in the electorate for which you stood as a candidate? Senate candidates: please indicate the number of years you have lived in the State.

<b>Group Section B: The Campaign</b>							
<b>Subgroup(s)</b>		B1 , B2 , B3 , B5					
#	Name	Label	Type	Format	Valid	Invalid	Question
1	B4ORG	When began to organise campaign	discrete	numeric-2.0	393	816	B.4. How long before the election did you begin to organise your campaign?<ol><li value=1>Over a year before the election</li><li value=2>Towards the end of 1992</li><li value=3>Early in 1993, before the election was announced</li><li value=4>About the time the election was announced</li><li value=5>Only in the last few weeks</li></ol>
2	B4FULL	When began campaigning for Election	discrete	numeric-2.0	353	856	And how long before the election did you begin to campaign full time?<ol><li value=1>Over a year before the election</li><li value=2>Towards the end of 1992</li><li value=3>Early in 1993, before the election was announced</li><li value=4>About the time the election was announced</li><li value=5>Only in the last few weeks</li></ol>
3	B6	Member of a State ALP faction	discrete	numeric-2.0	129	1080	B.6. Are you a member of a State ALP faction?
4	B7	Align to National ALP factions	discrete	numeric-2.0	115	1094	B.7. Which of the national ALP factions would you align yourself with?
5	B8	Formal position within faction	discrete	numeric-2.0	119	1090	B.8. Have you ever held a formal position, either elected or nominated, within a faction?

#	Name	Label	Type	Format	Valid	Invalid	Question
6	B9	Approve of ALP factional system	discrete	numeric-2.0	120	1089	B.9. In general, do you approve or disapprove of the ALP factional system?

### Group Section C: The Role of the Representative

Subgroup(s)		C1 , C2 , C6A					
#	Name	Label	Type	Format	Valid	Invalid	Question
1	C3	Views about politicians	discrete	numeric-2.0	371	838	C.3. Which of the following two statements comes closest to your views about politicians?<ol><li value=1>Politicians should spend more time listening to the views of ordinary people</li><li value=2>Politicians should rely more on their own judgement, instead of on public opinion</li></ol>
2	C4	Left-right position	discrete	numeric-2.0	374	835	C.4. Generally speaking, where would you place your political views on this left-right scale?
3	C5	Electorate left-right position	discrete	numeric-2.0	373	836	C.5. And where would you place the political views of your electorate on this scale?
4	C6B	Maintain electoral office	discrete	numeric-2.0	102	1107	b. Did you maintain an electoral office over the past year? Apart from during the election campaign, how many staff do (or did) you normally employ there?<ol><li value=1>Did not maintain electoral office</li><li value=2>Maintained electoral office, employed one (full-time equivalent) staff member</li><li value=3>Maintained electoral office, employed two (full-time equivalent) staff members</li><li value=4>Maintained electoral office, employed more than two (full-time equivalent) staff members</li></ol>
5	C6CCONS	Constituents problems received/week	discrete	numeric-2.0	97	1112	c. Again thinking back over the past year, about how many constituents problems would you receive in total in an average week?
6	C6CINQ	Other inquiries received/week	discrete	numeric-2.0	96	1113	And excluding constituents about how many other inquiries would you receive in total in an average week?

### Group Section D: Election Issues

Subgroup(s)		D1 , D2 , D6					
#	Name	Label	Type	Format	Valid	Invalid	Question
1	D3	Employee control of industry	discrete	numeric-2.0	395	814	D.3. On the whole, would you like to see more or less employee control of industry, or about the same amount as now?
2	D4	Taxes v. social services	discrete	numeric-2.0	405	804	D.4. If the government had a choice between reducing taxes or spending more on social services, which do you think it should



#	Name	Label	Type	Format	Valid	Invalid	Question
							do?<ol><li value=1>Strongly favour reducing taxes</li><li value=2>Mildly favour reducing taxes</li><li value=3>Depends</li><li value=4>Mildly favour spending more on social services</li><li value=5>Strongly favour spending more on social services</li></ol>
3	D5	Inflation v. unemployment	discrete	numeric-2.0	400	809	D.5. And if the government had a choice between keeping down inflation or keeping down unemployment, to which do you think it should give highest priority?<ol><li value=1>Strongly favour keeping down inflation</li><li value=2>Mildly favour keeping down inflation</li><li value=3>Depends</li><li value=4>Mildly favour keeping down unemployment</li><li value=5>Strongly favour keeping down unemployment</li></ol>
4	D7	Compulsory voting	discrete	numeric-2.0	403	806	D.7. Do you think that voting at Federal and State elections should be compulsory, or do you think that people should only have to vote if they want to?<ol><li value=1>Strongly favour compulsory voting</li><li value=2>Favour compulsory voting</li><li value=3>Favour people voting only if they want to</li><li value=4>Strongly favour people voting only if they want to</li></ol>

### Group Section E: Other Political Issues

Subgroup(s)		E1 , E7 , E9 , E15 , E10 , E11					
#	Name	Label	Type	Format	Valid	Invalid	Question
1	E2	Abortion	discrete	numeric-2.0	398	811	E.2. Which one of these statements comes closest to how you feel about abortion in Australia?<ol><li value=1>Women should be able to obtain an abortion readily when they want one</li><li value=2>Abortion should be allowed only in special circumstances</li><li value=3>Abortion should not be allowed under any circumstances</li></ol>
2	E3	Job opportunities for women	discrete	numeric-2.0	405	804	E.3. Would you say that job opportunities are, in general, better or worse for women than for men?
3	E4	Royalty	discrete	numeric-2.0	404	805	E.4. How important do you feel the Queen and the Royal Family are to Australia?
4	E5	Australia should become a republic	discrete	numeric-2.0	396	813	E.5. Do you think that Australia should become a republic with an Australian head of state, or should the Queen be retained as head of state?<ol><li value=1>Strongly favour becoming republic</li><li value=2>Favour becoming republic</li><li value=3>Depends</li><li value=4>Mildly favour becoming republic</li><li value=5>Strongly favour becoming republic</li></ol>

#	Name	Label	Type	Format	Valid	Invalid	Question
							value=3>Favour retaining the Queen as head of state</li><li value=4>Strongly favour retaining the Queen as head of state</li></ol>
5	E6	Change Australia's flag	discrete	numeric-2.0	393	816	E.6. On the issue of the Australian flag, do you...<ol><li value=1>Strongly favour changing the flag</li><li value=2>Favour changing the flag</li><li value=3>Favour retaining the flag</li><li value=4>Strongly favour retaining the flag</li></ol>
6	E8	Spend more or less on defence	discrete	numeric-2.0	398	811	E.8. Do you think that the government should spend more or less on defence?
7	E12	Trust in the United States	discrete	numeric-2.0	399	810	E.12. If Australia's security were threatened by some other country, how much trust do you feel Australia can have in the United States to come to Australia's defence?
8	E13	United States alliance under ANZUS	discrete	numeric-2.0	401	808	E.13. As you may know, Australia is allied with the United States in the ANZUS Treaty. How important do you think the United States alliance under ANZUS is for protecting Australia's security?
9	E14	Security arrangements	discrete	numeric-2.0	404	805	E.14. Some people say that changes in the Soviet Union and the Asia-Pacific region require a new security arrangement in the region. Others say that the existing security arrangements can handle current and future events. Which view is closer to your own?<ol><li value=1>Strongly favour new security arrangement</li><li value=2>Favour new security arrangement</li><li value=3>Neither</li><li value=4>Favour existing security arrangements</li><li value=5>Strongly favour existing security arrangements</li></ol>

### Group Section F: Personal Background

#	Name	Label	Type	Format	Valid	Invalid	Question
1	AGEX	Agegroup - derived from F1	discrete	numeric-2.0	415	794	F.1. When were you born?
2	OWNPLACE	Country of birth - grouped from F2	discrete	numeric-2.0	415	794	F.2. Where were you born?
3	MUMPLACE	Mother country of birth-grouped from F2	discrete	numeric-2.0	412	797	And where was your mother born?
4	DADPLACE	Father country of birth-grouped from F2	discrete	numeric-2.0	411	798	And your father?
5	F3	Age left school	discrete	numeric-2.0	410	799	F.3. How old were you when you left school?
6	F4	No. years of tertiary education	discrete	numeric-2.0	406	803	F.4. In all, how many years of tertiary study have you completed since you left secondary school? If your tertiary study was part-time, give the number of years of equivalent full-time study.

#	Name	Label	Type	Format	Valid	Invalid	Question
7	F5	Religion	discrete	numeric-2.0	411	798	F.5. What is your religion or faith?
8	F6	Religious attendance	discrete	numeric-2.0	409	800	F.6. Apart from weddings, funerals and baptisms, about how often do you attend religious services?
9	F7	Marital status	discrete	numeric-2.0	414	795	F.7. What is your current marital status?
10	HOUSE	House of Reprs or Senate	discrete	numeric-2.0	1209	0	Standing for House of Representatives or Senate?
11	PARTY	Candidates Party Label	discrete	numeric-2.0	1209	0	Candidate's party

### Group A2

#	Name	Label	Type	Format	Valid	Invalid	Question
1	A2P1	No family have run for office	discrete	numeric-2.0	310	899	No family have run for office
2	A2P2	Any family ran for local politics	discrete	numeric-2.0	61	1148	Yes, in local poliitics
3	A2P3	Any family ran for State politics	discrete	numeric-2.0	37	1172	Yes, in state/territory politics
4	A2P4	Any family ran for national politics	discrete	numeric-2.0	22	1187	Yes, in national politics

### Group A5

#	Name	Label	Type	Format	Valid	Invalid	Question
1	A5A	Ever employed in MPs office	discrete	numeric-2.0	409	800	A.5A. Before becoming a candidate for Federal Parliament, were you ever employed in a State or Federal MP's or minister's office?
2	A5B	Ever employed as Political Party Office	discrete	numeric-2.0	407	802	A.5B. Were you ever employed as a State or Federal party official?
3	A5C1	Delegate to Party Conference	discrete	numeric-2.0	225	984	Yes, delegate to party conference
4	A5C2	Held local branch or electorate position	discrete	numeric-2.0	265	944	Yes, held local branch or electorate position
5	A5C3	Held State or Territory position	discrete	numeric-2.0	124	1085	Yes, held state/territory party position
6	A5C4	Held Federal or national position	discrete	numeric-2.0	52	1157	Yes, held federal or national party position
7	A5C5	Never held elected position in party	discrete	numeric-2.0	103	1106	No

### Group A8

#	Name	Label	Type	Format	Valid	Invalid	Question
1	A8ORG1	Community service organisations	discrete	numeric-2.0	335	874	Community service organisation
2	A8ORG2	Business association	discrete	numeric-2.0	244	965	Business association
3	A8ORG3	Professional association	discrete	numeric-2.0	254	955	Professional association
4	A8ORG4	Trade union or staff association	discrete	numeric-2.0	242	967	Trade union or staff association
5	A8ORG5	Religious organisation	discrete	numeric-2.0	240	969	Religious organisation

#	Name	Label	Type	Format	Valid	Invalid	Question
6	A8ORG6	Women's organisation	discrete	numeric-2.0	193	1016	Women's organisation
7	A8ORG7	Environmental group	discrete	numeric-2.0	260	949	Environmental group
8	A8ORG8	Sports club	discrete	numeric-2.0	281	928	Sports club
9	A8ORG9	Hospital board	discrete	numeric-2.0	181	1028	Hospital board
10	A8ORG10	School board/PTA	discrete	numeric-2.0	250	959	School board/PTA
11	A8ORG11	Ethnic group organisation	discrete	numeric-2.0	180	1029	Ethnic group organisation

### Group B1

#	Name	Label	Type	Format	Valid	Invalid	Question
1	B1RUN1	Encouraged by your spouse	discrete	numeric-2.0	337	872	Your spouse
2	B1RUN2	Encouraged by other family members	discrete	numeric-2.0	390	819	Other family members
3	B1RUN3	Encouraged by friends	discrete	numeric-2.0	395	814	Friends
4	B1RUN4	Encouraged by business associates	discrete	numeric-2.0	331	878	Business associates
5	B1RUN5	Encouraged by women's groups	discrete	numeric-2.0	256	953	Women's groups
6	B1RUN6	Encouraged by community groups	discrete	numeric-2.0	308	901	Community groups
7	B1RUN7	Encouraged by your employer	discrete	numeric-2.0	231	978	Your employer
8	B1RUN8	Encouraged by business groups	discrete	numeric-2.0	244	965	Business groups
9	B1RUN9	Encouraged by trade unions/staff assoc.	discrete	numeric-2.0	233	976	Trade unions or staff associations
10	B1RUN10	Encouraged by local party activists	discrete	numeric-2.0	377	832	Local party activists
11	B1RUN11	Encouraged by issue groups	discrete	numeric-2.0	275	934	Issue groups

### Group B2

#	Name	Label	Type	Format	Valid	Invalid	Question
1	B2ATTR1	Good speaker	discrete	numeric-2.0	400	809	Good speaker
2	B2ATTR2	Personal energy and enthusiasm	discrete	numeric-2.0	399	810	Personal energy and enthusiasm
3	B2ATTR3	Good personal appearance	discrete	numeric-2.0	399	810	Good personal appearance
4	B2ATTR4	Political experience	discrete	numeric-2.0	398	811	Political experience
5	B2ATTR5	Stable home life	discrete	numeric-2.0	396	813	Stable home life
6	B2ATTR6	Supports different groups views	discrete	numeric-2.0	377	832	Supports different groups views
7	B2ATTR7	Committed to electorate	discrete	numeric-2.0	393	816	Committed to electorate
8	B2ATTR8	Well known nationally	discrete	numeric-2.0	388	821	Well known nationally
9	B2ATTR9	Well known locally	discrete	numeric-2.0	398	811	Well known locally
10	B2ATTR10	Well educated	discrete	numeric-2.0	395	814	Well educated

#	Name	Label	Type	Format	Valid	Invalid	Question
11	B2ATTR11	Knowledgeable about issues	discrete	numeric-2.0	397	812	Knowledgeable about issues
12	B2ATTR12	Experienced party activist	discrete	numeric-2.0	396	813	Experienced party activist

### Group B3

#	Name	Label	Type	Format	Valid	Invalid	Question
1	B3CAMP1	Finding volunteers	discrete	numeric-2.0	393	816	Finding volunteers
2	B3CAMP2	Raising money	discrete	numeric-2.0	392	817	Raising money
3	B3CAMP3	Gaining name recognition	discrete	numeric-2.0	390	819	Gaining name recognition
4	B3CAMP4	Finding a campaign manager	discrete	numeric-2.0	381	828	Finding a campaign manager
5	B3CAMP5	Having enough time	discrete	numeric-2.0	393	816	Having enough time
6	B3CAMP6	Organising a campaign strategy	discrete	numeric-2.0	387	822	Organising a campaign strategy
7	B3CAMP7	Gaining group support	discrete	numeric-2.0	375	834	Gaining group support
8	B3CAMP8	Gaining party support	discrete	numeric-2.0	390	819	Gaining party support
9	B3CAMP9	Getting good media coverage	discrete	numeric-2.0	395	814	Getting good media coverage

### Group B5

#	Name	Label	Type	Format	Valid	Invalid	Question
1	B5P1	Personal and work situation were right	discrete	numeric-2.0	384	825	The personal and work situation in my life were right
2	B5P2	Political situation was good	discrete	numeric-2.0	375	834	The political situation in the electorate was good
3	B5P3	Encouraged by supporters	discrete	numeric-2.0	380	829	I was encouraged by supporters
4	B5P4	Wanted to speak on issues	discrete	numeric-2.0	383	826	I wanted to speak out on certain issues
5	B5P5	Was asked to run by local party	discrete	numeric-2.0	380	829	I was asked to run by the local party
6	B5P6	I thought I could win	discrete	numeric-2.0	380	829	I thought I could win
7	B5P7	Thought it would be good experience	discrete	numeric-2.0	375	834	I thought it would be good experience
8	B5P8	Did not want incumbent unopposed	discrete	numeric-2.0	375	834	I did not want the incumbent to run unopposed

### Group C1

#	Name	Label	Type	Format	Valid	Invalid	Question
1	C1ELEC	Listen to their electorate	discrete	numeric-2.0	382	827	Their electorate
2	C1CORV	Listen to their core voters	discrete	numeric-2.0	374	835	Their core voters
3	C1PUBOP	Listen to public opinion	discrete	numeric-2.0	372	837	Public opinion
4	C1POLP	Listen to political party	discrete	numeric-2.0	380	829	Their political party
5	C1PARL	Listen to party leader	discrete	numeric-2.0	376	833	Their party leader
6	C1INT	Listen to interest groups	discrete	numeric-2.0	373	836	Interest groups
7	C1OWNVW	Listen to their own views	discrete	numeric-2.0	381	828	Their own views

#	Name	Label	Type	Format	Valid	Invalid	Question
8	C1MSMD	Listen to the mass media	discrete	numeric-2.0	374	835	The mass media
9	C1PARLD	Listen to parliamentary debate	discrete	numeric-2.0	375	834	Parliamentary debate

### Group C2

#	Name	Label	Type	Format	Valid	Invalid	Question
1	C2SPKPL	Speaking in Parliament	discrete	numeric-2.0	384	825	Speaking in the Parliament
2	C2HELP	Help constituents with problems	discrete	numeric-2.0	388	821	Helping constituents with their problems
3	C2PARFUN	Attend local party functions	discrete	numeric-2.0	384	825	Attending local party functions
4	C2COMM	Parliamentary committee work	discrete	numeric-2.0	383	826	Parliamentary committee work
5	C2REPRI	Representing regional interests	discrete	numeric-2.0	385	824	Representing regional interests
6	C2SUPPL	Supporting party leadership	discrete	numeric-2.0	379	830	Supporting the party leadership
7	C2DEVPOL	Developing party policy	discrete	numeric-2.0	388	821	Developing party policy
8	C2VOT	Voting with party	discrete	numeric-2.0	384	825	Voting with the party in Parliament
9	C2PRESS	Being covered by press and TV	discrete	numeric-2.0	386	823	Being covered by press and TV
10	C2COMFUN	Attending community functions	discrete	numeric-2.0	387	822	Attending local community functions
11	C2REPEL	Representing electorate in Parliament	discrete	numeric-2.0	388	821	Representing the electorate in Parliament
12	C2WORINT	Working with interest groups	discrete	numeric-2.0	387	822	Working with interest groups
13	C2DEFPOL	Defending party policy	discrete	numeric-2.0	385	824	Defending party policy

### Group C6A

#	Name	Label	Type	Format	Valid	Invalid	Question
1	C6AACT1	Speaking at public meetings	discrete	numeric-2.0	100	1109	Speaking at public meetings
2	C6AACT2	Attending local community functions	discrete	numeric-2.0	101	1108	Attending local community functions
3	C6AACT3	Party fund-raising	discrete	numeric-2.0	101	1108	Party fund-raising
4	C6AACT4	Dealing with constituents problems	discrete	numeric-2.0	101	1108	Dealing with constituents problems
5	C6AACT5	Attending party meetings	discrete	numeric-2.0	102	1107	Attending party meetings
6	C6AACT6	Travelling to Canberra	discrete	numeric-2.0	99	1110	Travelling between your electorate and Canberra

### Group D1

#	Name	Label	Type	Format	Valid	Invalid	Question
1	D1FAM	Family life important problem	discrete	numeric-2.0	169	1040	Family life
2	D1HCARE	Child care important problem	discrete	numeric-2.0	76	1133	Child care

#	Name	Label	Type	Format	Valid	Invalid	Question
3	D1EQOPP	Equal employment important problem	discrete	numeric-2.0	95	1114	Equal employment opportunities
4	D1DEF	Defence important problem	discrete	numeric-2.0	77	1132	Defence
5	D1ECON	Economy important problem	discrete	numeric-2.0	322	887	The economy
6	D1HEALTH	Health care important problem	discrete	numeric-2.0	203	1006	Health care
7	D1ENVM	Environment important problem	discrete	numeric-2.0	242	967	The environment
8	D1FORREL	Foreign relations important problem	discrete	numeric-2.0	96	1113	Relations with other nations
9	D1EDUC	Education & training important problem	discrete	numeric-2.0	216	993	Education and training
10	D1IMMIG	Immigration/multicult. important problem	discrete	numeric-2.0	85	1124	Immigration and multiculturalism
11	D1EMPL	Jobs/Employment important problem	discrete	numeric-2.0	355	854	Jobs and employment
12	D1INNER	Inner cities important problem	discrete	numeric-2.0	79	1130	Inner cities
13	D1RURAL	Rural economy important problem	discrete	numeric-2.0	132	1077	The rural economy
14	D1DEFIC	Deficit important problem	discrete	numeric-2.0	156	1053	The current account deficit

### Group D2

#	Name	Label	Type	Format	Valid	Invalid	Question
1	D2TAX	High tax makes less willing to work	discrete	numeric-2.0	407	802	High income tax makes people less willing to work hard
2	D2REDPOV	More money spent on reducing poverty	discrete	numeric-2.0	402	807	More money should be spent on reducing poverty
3	D2REGTU	Stricter regulation of trade unions	discrete	numeric-2.0	408	801	There should be stricter laws to regulate the activities of trade unions
4	D2TUPOWR	Trade union power	discrete	numeric-2.0	406	803	The trade unions in this country have too much power
5	D2BUSPWR	Big business power	discrete	numeric-2.0	410	799	Big business in this country has too much power
6	D2EQUAL	Income & wealth should be redistributed	discrete	numeric-2.0	405	804	Income and wealth should be redistributed towards ordinary working people

### Group D6

#	Name	Label	Type	Format	Valid	Invalid	Question
1	D6ASIA	Trading future lies in Asia	discrete	numeric-2.0	404	805	Australia's trading future lies in Asia
2	D6NZ	Increase economic ties with NZ	discrete	numeric-2.0	402	807	We should increase our economic ties with New Zealand
3	D6INDO	Trade agreements with Indonesia	discrete	numeric-2.0	397	812	Our trade agreements with Indonesia are more important than our differences over East Timor

#	Name	Label	Type	Format	Valid	Invalid	Question
4	D6TARIFF	Should continue to use tariffs	discrete	numeric-2.0	401	808	Australia should continue to use tariffs to protect its industry
5	D6NOTUS	Side with Japan not US	discrete	numeric-2.0	397	812	Australia should side with Japan and not the United States on economic matters
6	D6JAPINF	Japanese influence too great	discrete	numeric-2.0	402	807	Japanese economic influence is too great in Australia

### Group E1

#	Name	Label	Type	Format	Valid	Invalid	Question
1	E1MIGEO	Equal opportunities for migrants	discrete	numeric-2.0	402	807	Equal opportunities for migrants
2	E1NUDSEX	Nudity & sex in films & magazines	discrete	numeric-2.0	396	813	The right to show nudity and sex in films and magazines
3	E1EQUOP	Equal opportunities for women	discrete	numeric-2.0	402	807	Equal opportunities for women
4	E1IMMIG	No. of migrants allowed into Australia	discrete	numeric-2.0	401	808	The number of migrants allowed into Australia at the present time
5	E1ABOR	Government help for aborigines	discrete	numeric-2.0	398	811	Government help for aborigines

### Group E7

#	Name	Label	Type	Format	Valid	Invalid	Question
1	E7DEATHP	Death penalty reintroduced for murder	discrete	numeric-2.0	402	807	The death penalty should be reintroduced for murder
2	E7RATION	Policies based on rational calculation	discrete	numeric-2.0	396	813	Government policies should, above all, be based on rational economic calculation
3	E7SUCCES	In Australian society anyone can succeed	discrete	numeric-2.0	403	806	In Australian society, anyone who is prepared to make the effort can succeed
4	E7PREF	Women given preferential treatment	discrete	numeric-2.0	400	809	Women should be given preferential treatment when applying for jobs and promotion
5	E7NENGY	Nuclear energy a necessity	discrete	numeric-2.0	402	807	Nuclear energy is a real necessity for the future
6	E7MORAL	Policies should be based on morals	discrete	numeric-2.0	396	813	Government policies should, above all, be based on moral principles
7	E7SPEND	Increase spending to protect environment	discrete	numeric-2.0	399	810	Increase government spending to protect the environment
8	E7CENSOR	Censorship of films and magazines	discrete	numeric-2.0	398	811	Censorship of films and magazines is necessary to uphold moral standards
9	E7OPP	Increase opportunities for women	discrete	numeric-2.0	397	812	The government should increase opportunities for women in business and industry
10	E7LAWBRK	Stiffer sentences if break law	discrete	numeric-2.0	390	819	People who break the law should be given stiffer sentences

### Group E9

#	Name	Label	Type	Format	Valid	Invalid	Question
---	------	-------	------	--------	-------	---------	----------



#	Name	Label	Type	Format	Valid	Invalid	Question
1	E9AUSRIS	If Australians are at risk	discrete	numeric-2.0	399	810	...if Australian citizens are at risk
2	E9OTHRIS	If others are at risk	discrete	numeric-2.0	394	815	...if other foreign nationals are at risk
3	E9OPPRES	If country oppresses its own citizens	discrete	numeric-2.0	394	815	...if the country oppresses its own citizens
4	E9TRADE	If trade is threatened	discrete	numeric-2.0	388	821	...if Australia's overseas trade is threatened
5	E9REQUES	If country requests intervention	discrete	numeric-2.0	394	815	...if the government of the country requests intervention
6	E9ORDER	If country cannot maintain order	discrete	numeric-2.0	391	818	...if the country cannot maintain order

### Group E15

#	Name	Label	Type	Format	Valid	Invalid	Question
1	E15AIMS1	Aims of Australia - first choice	discrete	numeric-2.0	396	813	If you had to choose among these four aims, which would be your first choice?
2	E15AIMS2	Aims of Australia - second choice	discrete	numeric-2.0	391	818	And which would be your second choice?

### Group A1

#	Name	Label	Type	Format	Valid	Invalid	Question
1	A1P1	Ever candidate for Local Council	discrete	numeric-2.0	88	1121	Been a candidate for local council
2	A1P2	Ever elected to Local Council	discrete	numeric-2.0	65	1144	Elected to local council
3	A1P3	Ever candidate for State/Terr Pment	discrete	numeric-2.0	113	1096	Been candidate for state/territory parliament
4	A1P4	Ever elected to State or Territory Pment	discrete	numeric-2.0	12	1197	Been elected to state/territory parliament
5	A1P5	Never been a candidate	discrete	numeric-2.0	238	971	Never been a candidate for local council or state/territory parliament

### Group E10

#	Name	Label	Type	Format	Valid	Invalid	Question
1	E10RUSSI	Russia threat to Australia in 5 yrs	discrete	numeric-2.0	10	1199	Russia
2	E10CHINA	China threat to Australia in 5 yrs	discrete	numeric-2.0	59	1150	China
3	E10INDON	Indonesia threat to Australia in 5 yrs	discrete	numeric-2.0	178	1031	Indonesia
4	E10JAPAN	Japan threat to Australia in 5 yrs	discrete	numeric-2.0	54	1155	Japan
5	E10VIET	Vietnam threat to Australia in 5 yrs	discrete	numeric-2.0	16	1193	Vietnam

#	Name	Label	Type	Format	Valid	Invalid	Question
6	E10INDIA	India threat to Australia in 5 yrs	discrete	numeric-2.0	36	1173	India

### Group E11

#	Name	Label	Type	Format	Valid	Invalid	Question
1	E11RUSSI	Russia threat to Australia in 10-15 yrs	discrete	numeric-2.0	16	1193	Russia
2	E11CHINA	China threat to Australian in 10-15yrs	discrete	numeric-2.0	102	1107	China
3	E11INDON	Indonesia threat to Australia in 10-15 yrs	discrete	numeric-2.0	217	992	Indonesia
4	E11JAPAN	Japan threat to Australia in 10-15 yrs	discrete	numeric-2.0	86	1123	Japan
5	E11VIET	Vietnam threat to Australia in 10-15 yrs	discrete	numeric-2.0	25	1184	Vietnam
6	E11INDIA	India threat to Australia in 10-15 yrs	discrete	numeric-2.0	61	1148	India

# Variables Description

Dataset contains 197 variable(s)

## File : au.edu.anu.ada.ddi.00764-pub

### # CASEID: Case identification number

**Information** [Type= continuous] [Format=numeric] [Range= 1-1209] [Missing=\*/-2/-1]

**Statistics [NW/ W]** [Valid=1209 /-] [Invalid=0 /-] [Mean=605 /-] [StdDev=349.153 /-]

**Security** Public

Value	Label	Cases	Percentage
-2	blank		
-1	nonrespondent		

*Warning: these figures indicate the number of cases found in the data file. They cannot be interpreted as summary statistics of the population of interest.*

### # A1P1: Ever candidate for Local Council

**Information** [Type= discrete] [Format=numeric] [Range= 1-5] [Missing=\*/-2/-1]

**Statistics [NW/ W]** [Valid=88 /-] [Invalid=1121 /-]

**Pre-question** A.1. Have you ever been a candidate for a local council or State/Territory Parliament? (Circle as many as apply).

**Literal question** Been a candidate for local council

**Security** Public

Value	Label	Cases	Percentage
1	Been candidate for local council	88	100.0%
2	Elected to local council	0	
3	Been candidate for state/territory parl.	0	
4	Elected to state/territory parl.	0	
5	Never been a candidate	0	
-2	blank	327	
-1	nonrespondent	794	

*Warning: these figures indicate the number of cases found in the data file. They cannot be interpreted as summary statistics of the population of interest.*

### # A1P2: Ever elected to Local Council

**Information** [Type= discrete] [Format=numeric] [Range= 1-5] [Missing=\*/-2/-1]

**Statistics [NW/ W]** [Valid=65 /-] [Invalid=1144 /-]

**Pre-question** A.1. Have you ever been a candidate for a local council or State/Territory Parliament? (Circle as many as apply).

**Literal question** Elected to local council

**Security** Public

Value	Label	Cases	Percentage
1	Been candidate for local council	0	
2	Elected to local council	65	100.0%
3	Been candidate for state/territory parl.	0	
4	Elected to state/territory parl.	0	
5	Never been a candidate	0	
-2	blank	350	
-1	nonrespondent	794	

*Warning: these figures indicate the number of cases found in the data file. They cannot be interpreted as summary statistics of the population of interest.*

### # A1P3: Ever candidate for State/Terr Pment

**Information** [Type= discrete] [Format=numeric] [Range= 1-5] [Missing=\*/-2/-1]

**Statistics [NW/ W]** [Valid=113 /-] [Invalid=1096 /-]

## File : au.edu.anu.ada.ddi.00764-pub

### # A1P3: Ever candidate for State/Terr Pment

<b>Pre-question</b>	A.1. Have you ever been a candidate for a local council or State/Territory Parliament? (Circle as many as apply).
<b>Literal question</b>	Been candidate for state/territory parliament
<b>Security</b>	Public

Value	Label	Cases	Percentage
1	Been candidate for local council	0	
2	Elected to local council	0	
3	Been candidate for state/territory parl.	113	100.0%
4	Elected to state/territory parl.	0	
5	Never been a candidate	0	
-2	blank	302	
-1	nonrespondent	794	

*Warning: these figures indicate the number of cases found in the data file. They cannot be interpreted as summary statistics of the population of interest.*

### # A1P4: Ever elected to State or Territory Pment

<b>Information</b>	[Type= discrete] [Format=numeric] [Range= 1-5] [Missing=*/-2/-1]
<b>Statistics [NW/ W]</b>	[Valid=12 /-] [Invalid=1197 /-]
<b>Pre-question</b>	A.1. Have you ever been a candidate for a local council or State/Territory Parliament? (Circle as many as apply).
<b>Literal question</b>	Been elected to state/territory parliament
<b>Security</b>	Public

Value	Label	Cases	Percentage
1	Been candidate for local council	0	
2	Elected to local council	0	
3	Been candidate for state/territory parl.	0	
4	Elected to state/territory parl.	12	100.0%
5	Never been a candidate	0	
-2	blank	403	
-1	nonrespondent	794	

*Warning: these figures indicate the number of cases found in the data file. They cannot be interpreted as summary statistics of the population of interest.*

### # A1P5: Never been a candidate

<b>Information</b>	[Type= discrete] [Format=numeric] [Range= 1-5] [Missing=*/-2/-1]
<b>Statistics [NW/ W]</b>	[Valid=238 /-] [Invalid=971 /-]
<b>Pre-question</b>	A.1. Have you ever been a candidate for a local council or State/Territory Parliament? (Circle as many as apply).
<b>Literal question</b>	Never been a candidate for local council or state/territory parliament
<b>Security</b>	Public

Value	Label	Cases	Percentage
1	Been candidate for local council	0	
2	Elected to local council	0	
3	Been candidate for state/territory parl.	0	
4	Elected to state/territory parl.	0	
5	Never been a candidate	238	100.0%
-2	blank	177	

## File : au.edu.anu.ada.ddi.00764-pub

### # A1P5: Never been a candidate

Value	Label	Cases	Percentage
-1	nonrespondent	794	

*Warning: these figures indicate the number of cases found in the data file. They cannot be interpreted as summary statistics of the population of interest.*

### # A2P1: No family have run for office

<b>Information</b>	[Type= discrete] [Format=numeric] [Range= 1-4] [Missing=*/-2/-1]
<b>Statistics [NW/ W]</b>	[Valid=310 /-] [Invalid=899 /-]
<b>Pre-question</b>	Has anyone in your immediate family run for public office? (Circle as many as apply).
<b>Literal question</b>	No family have run for office
<b>Security</b>	Public
<b>Notes</b>	The second part of question A.2. has been removed for confidentiality reasons.

Value	Label	Cases	Percentage
1	No family have run for office	310	100.0%
2	Yes, local politics	0	
3	Yes, state/territory politics	0	
4	Yes, federal/national politics	0	
-2	blank	105	
-1	nonrespondent	794	

*Warning: these figures indicate the number of cases found in the data file. They cannot be interpreted as summary statistics of the population of interest.*

### # A2P2: Any family ran for local politics

<b>Information</b>	[Type= discrete] [Format=numeric] [Range= 1-4] [Missing=*/-2/-1]
<b>Statistics [NW/ W]</b>	[Valid=61 /-] [Invalid=1148 /-]
<b>Pre-question</b>	Has anyone in your immediate family run for public office? (Circle as many as apply).
<b>Literal question</b>	Yes, in local poliitics
<b>Security</b>	Public
<b>Notes</b>	The second part of question A.2. has been removed for confidentiality reasons.

Value	Label	Cases	Percentage
1	No family have run for office	0	
2	Yes, local politics	61	100.0%
3	Yes, state/territory politics	0	
4	Yes, federal/national politics	0	
-2	blank	354	
-1	nonrespondent	794	

*Warning: these figures indicate the number of cases found in the data file. They cannot be interpreted as summary statistics of the population of interest.*

### # A2P3: Any family ran for State politics

<b>Information</b>	[Type= discrete] [Format=numeric] [Range= 1-4] [Missing=*/-2/-1]
<b>Statistics [NW/ W]</b>	[Valid=37 /-] [Invalid=1172 /-]
<b>Pre-question</b>	Has anyone in your immediate family run for public office? (Circle as many as apply).
<b>Literal question</b>	Yes, in state/territory politics
<b>Security</b>	Public
<b>Notes</b>	The second part of question A.2. has been removed for confidentiality reasons.

## File : au.edu.anu.ada.ddi.00764-pub

### # A2P3: Any family ran for State politics

Value	Label	Cases	Percentage
1	No family have run for office	0	
2	Yes, local politics	0	
3	Yes, state/territory politics	37	100.0%
4	Yes, federal/national politics	0	
-2	blank	378	
-1	nonrespondent	794	

Warning: these figures indicate the number of cases found in the data file. They cannot be interpreted as summary statistics of the population of interest.

### # A2P4: Any family ran for national politics

<b>Information</b>	[Type= discrete] [Format=numeric] [Range= 1-4] [Missing=*/-2/-1]
<b>Statistics [NW/ W]</b>	[Valid=22 /-] [Invalid=1187 /-]
<b>Pre-question</b>	Has anyone in your immediate family run for public office? (Circle as many as apply).
<b>Literal question</b>	Yes, in national politics
<b>Security</b>	Public
<b>Notes</b>	The second part of question A.2. has been removed for confidentiality reasons.

Value	Label	Cases	Percentage
1	No family have run for office	0	
2	Yes, local politics	0	
3	Yes, state/territory politics	0	
4	Yes, federal/national politics	22	100.0%
-2	blank	393	
-1	nonrespondent	794	

Warning: these figures indicate the number of cases found in the data file. They cannot be interpreted as summary statistics of the population of interest.

### # A3: Age first interested running for office

<b>Information</b>	[Type= continuous] [Format=numeric] [Range= 5-71] [Missing=*/-2/-1]
<b>Statistics [NW/ W]</b>	[Valid=394 /-] [Invalid=815 /-] [Mean=30.523 /-] [StdDev=12.107 /-]
<b>Literal question</b>	A.3. Do you remember the age at which you first became interested in running for elected office?
<b>Security</b>	Public

Value	Label	Cases	Percentage
-2	blank	21	
-1	nonrespondent	794	

Warning: these figures indicate the number of cases found in the data file. They cannot be interpreted as summary statistics of the population of interest.

### # A4: Year joined political party

<b>Information</b>	[Type= continuous] [Format=numeric] [Range= 49-93] [Missing=*/-2/-1]
<b>Statistics [NW/ W]</b>	[Valid=407 /-] [Invalid=802 /-] [Mean=81.349 /-] [StdDev=9.596 /-]
<b>Literal question</b>	A.4. In what year did you join the political party for which you are now a candidate?
<b>Security</b>	Public

Value	Label	Cases	Percentage
-2	blank	8	

## File : au.edu.anu.ada.ddi.00764-pub

### # A4: Year joined political party

Value	Label	Cases	Percentage
-1	nonrespondent	794	

*Warning: these figures indicate the number of cases found in the data file. They cannot be interpreted as summary statistics of the population of interest.*

### # A5A: Ever employed in MPs office

<b>Information</b>	[Type= discrete] [Format=numeric] [Range= 1-2] [Missing=*/-2/-1]
<b>Statistics [NW/ W]</b>	[Valid=409 /-] [Invalid=800 /-]
<b>Literal question</b>	A.5A. Before becoming a candidate for Federal Parliament, were you ever employed in a State or Federal MP's or minister's office?
<b>Security</b>	Public

Value	Label	Cases	Percentage
1	Yes	44	10.8%
2	No	365	89.2%
-2	blank	6	
-1	nonrespondent	794	

*Warning: these figures indicate the number of cases found in the data file. They cannot be interpreted as summary statistics of the population of interest.*

### # A5B: Ever employed as Political Party Office

<b>Information</b>	[Type= discrete] [Format=numeric] [Range= 1-2] [Missing=*/-2/-1]
<b>Statistics [NW/ W]</b>	[Valid=407 /-] [Invalid=802 /-]
<b>Literal question</b>	A.5B. Were you ever employed as a State or Federal party official?
<b>Security</b>	Public

Value	Label	Cases	Percentage
1	Yes	21	5.2%
2	No	386	94.8%
-2	blank	8	
-1	nonrespondent	794	

*Warning: these figures indicate the number of cases found in the data file. They cannot be interpreted as summary statistics of the population of interest.*

### # A5C1: Delegate to Party Conference

<b>Information</b>	[Type= discrete] [Format=numeric] [Range= 1-5] [Missing=*/-2/-1]
<b>Statistics [NW/ W]</b>	[Valid=225 /-] [Invalid=984 /-]
<b>Pre-question</b>	A.5. a. Before becoming a candidate for Federal Parliament, were you ever employed in a State or Federal MP's or minister's office? b. Were you ever employed as a State or Federal party official? If YES to a or b: c. Did you ever hold any elected position within the party organisation? (Circle as many as apply).
<b>Literal question</b>	Yes, delegate to party conference
<b>Security</b>	Public

Value	Label	Cases	Percentage
1	Yes, delegate party conference	225	100.0%
2	Yes, local branch/electorate position	0	
3	Yes, state/territory party position	0	
4	Yes, federal/national party position	0	
5	Never held elected position in party	0	
-2	blank	190	



## File : au.edu.anu.ada.ddi.00764-pub

### # A5C1: Delegate to Party Conference

Value	Label	Cases	Percentage
-1	nonrespondent	794	

*Warning: these figures indicate the number of cases found in the data file. They cannot be interpreted as summary statistics of the population of interest.*

### # A5C2: Held local branch or electorate position

<b>Information</b>	[Type= discrete] [Format=numeric] [Range= 1-5] [Missing=*/-2/-1]
<b>Statistics [NW/ W]</b>	[Valid=265 /-] [Invalid=944 /-]
<b>Pre-question</b>	A.5. a. Before becoming a candidate for Federal Parliament, were you ever employed in a State or Federal MP's or minister's office? b. Were you ever employed as a State or Federal party official? If YES to a or b: c. Did you ever hold any elected position within the party organisation? (Circle as many as apply).
<b>Literal question</b>	Yes, held local branch or electorate position
<b>Security</b>	Public

Value	Label	Cases	Percentage
1	Yes, delegate party conference	0	
2	Yes, local branch/electorate position	265	100.0%
3	Yes, state/territory party position	0	
4	Yes, federal/national party position	0	
5	Never held elected position in party	0	
-2	blank	150	
-1	nonrespondent	794	

*Warning: these figures indicate the number of cases found in the data file. They cannot be interpreted as summary statistics of the population of interest.*

### # A5C3: Held State or Territory position

<b>Information</b>	[Type= discrete] [Format=numeric] [Range= 1-5] [Missing=*/-2/-1]
<b>Statistics [NW/ W]</b>	[Valid=124 /-] [Invalid=1085 /-]
<b>Pre-question</b>	A.5. a. Before becoming a candidate for Federal Parliament, were you ever employed in a State or Federal MP's or minister's office? b. Were you ever employed as a State or Federal party official? If YES to a or b: c. Did you ever hold any elected position within the party organisation? (Circle as many as apply).
<b>Literal question</b>	Yes, held state/territory party position
<b>Security</b>	Public

Value	Label	Cases	Percentage
1	Yes, delegate party conference	0	
2	Yes, local branch/electorate position	0	
3	Yes, state/territory party position	124	100.0%
4	Yes, federal/national party position	0	
5	Never held elected position in party	0	
-2	blank	291	
-1	nonrespondent	794	

*Warning: these figures indicate the number of cases found in the data file. They cannot be interpreted as summary statistics of the population of interest.*

### # A5C4: Held Federal or national position

<b>Information</b>	[Type= discrete] [Format=numeric] [Range= 1-5] [Missing=*/-2/-1]
<b>Statistics [NW/ W]</b>	[Valid=52 /-] [Invalid=1157 /-]
<b>Pre-question</b>	

## File : au.edu.anu.ada.ddi.00764-pub

### # A5C4: Held Federal or national position

A.5. a. Before becoming a candidate for Federal Parliament, were you ever employed in a State or Federal MP's or minister's office? b. Were you ever employed as a State or Federal party official? If YES to a or b: c. Did you ever hold any elected position within the party organisation? (Circle as many as apply).

**Literal question** Yes, held federal or national party position

**Security** Public

Value	Label	Cases	Percentage
1	Yes, delegate party conference	0	
2	Yes, local branch/electorate position	0	
3	Yes, state/territory party position	0	
4	Yes, federal/national party position	52	100.0%
5	Never held elected position in party	0	
-2	blank	363	
-1	nonrespondent	794	

*Warning: these figures indicate the number of cases found in the data file. They cannot be interpreted as summary statistics of the population of interest.*

### # A5C5: Never held elected position in party

**Information** [Type= discrete] [Format=numeric] [Range= 1-5] [Missing=\*/-2/-1]

**Statistics [NW/ W]** [Valid=103 /-] [Invalid=1106 /-]

**Pre-question** A.5. a. Before becoming a candidate for Federal Parliament, were you ever employed in a State or Federal MP's or minister's office? b. Were you ever employed as a State or Federal party official? If YES to a or b: c. Did you ever hold any elected position within the party organisation? (Circle as many as apply).

**Literal question** No

**Security** Public

Value	Label	Cases	Percentage
1	Yes, delegate party conference	0	
2	Yes, local branch/electorate position	0	
3	Yes, state/territory party position	0	
4	Yes, federal/national party position	0	
5	Never held elected position in party	103	100.0%
-2	blank	312	
-1	nonrespondent	794	

*Warning: these figures indicate the number of cases found in the data file. They cannot be interpreted as summary statistics of the population of interest.*

### # A6: Time devoted to party activities per mth

**Information** [Type= discrete] [Format=numeric] [Range= 1-6] [Missing=\*/-2/-1]

**Statistics [NW/ W]** [Valid=408 /-] [Invalid=801 /-]

**Literal question** A.6. Before your first Federal election campaign, about how much time did you usually devote to party activities in the average month?

**Security** Public

Value	Label	Cases	Percentage
1	None	45	11.0%
2	Up to 5 hours	117	28.7%
3	From 5 to 10 hours	87	21.3%
4	From 10 to 15 hours	50	12.3%

## File : au.edu.anu.ada.ddi.00764-pub

### # A6: Time devoted to party activities per mth

Value	Label	Cases	Percentage
5	From 15 to 20 hours	25	6.1%
6	More than 20 hours	84	20.6%
-2	blank	7	
-1	nonrespondent	794	

*Warning: these figures indicate the number of cases found in the data file. They cannot be interpreted as summary statistics of the population of interest.*

### # A7: Years lived in electorate

<b>Information</b>	[Type= continuous] [Format=numeric] [Range= 0-64] [Missing=*/-2/-1/99]
<b>Statistics [NW/ W]</b>	[Valid=336 /-] [Invalid=873 /-] [Mean=20.479 /-] [StdDev=15.589 /-]
<b>Literal question</b>	A.7. How long have you lived in the electorate for which you stood as a candidate? Senate candidates: please indicate the number of years you have lived in the State.
<b>Security</b>	Public

Value	Label	Cases	Percentage
-2	blank	15	
-1	nonrespondent	794	
99	Dont live electorate	64	

*Warning: these figures indicate the number of cases found in the data file. They cannot be interpreted as summary statistics of the population of interest.*

### # A8ORG1: Community service organisations

<b>Information</b>	[Type= discrete] [Format=numeric] [Range= 1-3] [Missing=*/-2/-1]
<b>Statistics [NW/ W]</b>	[Valid=335 /-] [Invalid=874 /-]
<b>Pre-question</b>	Have you ever been active in any of the following voluntary or community organisations?
<b>Literal question</b>	Community service organisation
<b>Security</b>	Public

Value	Label	Cases	Percentage
1	Very active	161	48.1%
2	Somewhat active	115	34.3%
3	Not active	59	17.6%
-2	blank	80	
-1	nonrespondent	794	

*Warning: these figures indicate the number of cases found in the data file. They cannot be interpreted as summary statistics of the population of interest.*

### # A8ORG2: Business association

<b>Information</b>	[Type= discrete] [Format=numeric] [Range= 1-3] [Missing=*/-2/-1]
<b>Statistics [NW/ W]</b>	[Valid=244 /-] [Invalid=965 /-]
<b>Pre-question</b>	Have you ever been active in any of the following voluntary or community organisations?
<b>Literal question</b>	Business association
<b>Security</b>	Public

Value	Label	Cases	Percentage
1	Very active	52	21.3%
2	Somewhat active	81	33.2%
3	Not active	111	45.5%

## File : au.edu.anu.ada.ddi.00764-pub

### # A8ORG2: Business association

Value	Label	Cases	Percentage
-2	blank	171	
-1	nonrespondent	794	

*Warning: these figures indicate the number of cases found in the data file. They cannot be interpreted as summary statistics of the population of interest.*

### # A8ORG3: Professional association

<b>Information</b>	[Type= discrete] [Format=numeric] [Range= 1-3] [Missing=*/-2/-1]
<b>Statistics [NW/ W]</b>	[Valid=254 /-] [Invalid=955 /-]
<b>Pre-question</b>	Have you ever been active in any of the following voluntary or community organisations?
<b>Literal question</b>	Professional association
<b>Security</b>	Public

Value	Label	Cases	Percentage
1	Very active	62	24.4%
2	Somewhat active	100	39.4%
3	Not active	92	36.2%
-2	blank	161	
-1	nonrespondent	794	

*Warning: these figures indicate the number of cases found in the data file. They cannot be interpreted as summary statistics of the population of interest.*

### # A8ORG4: Trade union or staff association

<b>Information</b>	[Type= discrete] [Format=numeric] [Range= 1-3] [Missing=*/-2/-1]
<b>Statistics [NW/ W]</b>	[Valid=242 /-] [Invalid=967 /-]
<b>Pre-question</b>	Have you ever been active in any of the following voluntary or community organisations?
<b>Literal question</b>	Trade union or staff association
<b>Security</b>	Public

Value	Label	Cases	Percentage
1	Very active	76	31.4%
2	Somewhat active	59	24.4%
3	Not active	107	44.2%
-2	blank	173	
-1	nonrespondent	794	

*Warning: these figures indicate the number of cases found in the data file. They cannot be interpreted as summary statistics of the population of interest.*

### # A8ORG5: Religious organisation

<b>Information</b>	[Type= discrete] [Format=numeric] [Range= 1-3] [Missing=*/-2/-1]
<b>Statistics [NW/ W]</b>	[Valid=240 /-] [Invalid=969 /-]
<b>Pre-question</b>	Have you ever been active in any of the following voluntary or community organisations?
<b>Literal question</b>	Religious organisation
<b>Security</b>	Public

Value	Label	Cases	Percentage
1	Very active	62	25.8%
2	Somewhat active	66	27.5%
3	Not active	112	46.7%

## File : au.edu.anu.ada.ddi.00764-pub

### # A8ORG5: Religious organisation

Value	Label	Cases	Percentage
-2	blank	175	
-1	nonrespondent	794	

*Warning: these figures indicate the number of cases found in the data file. They cannot be interpreted as summary statistics of the population of interest.*

### # A8ORG6: Women's organisation

<b>Information</b>	[Type= discrete] [Format=numeric] [Range= 1-3] [Missing=*/-2/-1]
<b>Statistics [NW/ W]</b>	[Valid=193 /-] [Invalid=1016 /-]
<b>Pre-question</b>	Have you ever been active in any of the following voluntary or community organisations?
<b>Literal question</b>	Women's organisation
<b>Security</b>	Public

Value	Label	Cases	Percentage
1	Very active	31	16.1%
2	Somewhat active	33	17.1%
3	Not active	129	66.8%
-2	blank	222	
-1	nonrespondent	794	

*Warning: these figures indicate the number of cases found in the data file. They cannot be interpreted as summary statistics of the population of interest.*

### # A8ORG7: Environmental group

<b>Information</b>	[Type= discrete] [Format=numeric] [Range= 1-3] [Missing=*/-2/-1]
<b>Statistics [NW/ W]</b>	[Valid=260 /-] [Invalid=949 /-]
<b>Pre-question</b>	Have you ever been active in any of the following voluntary or community organisations?
<b>Literal question</b>	Environmental group
<b>Security</b>	Public

Value	Label	Cases	Percentage
1	Very active	78	30.0%
2	Somewhat active	92	35.4%
3	Not active	90	34.6%
-2	blank	155	
-1	nonrespondent	794	

*Warning: these figures indicate the number of cases found in the data file. They cannot be interpreted as summary statistics of the population of interest.*

### # A8ORG8: Sports club

<b>Information</b>	[Type= discrete] [Format=numeric] [Range= 1-3] [Missing=*/-2/-1]
<b>Statistics [NW/ W]</b>	[Valid=281 /-] [Invalid=928 /-]
<b>Pre-question</b>	Have you ever been active in any of the following voluntary or community organisations?
<b>Literal question</b>	Sports club
<b>Security</b>	Public

Value	Label	Cases	Percentage
1	Very active	103	36.7%
2	Somewhat active	99	35.2%
3	Not active	79	28.1%

## File : au.edu.anu.ada.ddi.00764-pub

### # A8ORG8: Sports club

Value	Label	Cases	Percentage
-2	blank	134	
-1	nonrespondent	794	

*Warning: these figures indicate the number of cases found in the data file. They cannot be interpreted as summary statistics of the population of interest.*

### # A8ORG9: Hospital board

<b>Information</b>	[Type= discrete] [Format=numeric] [Range= 1-3] [Missing=*/-2/-1]
<b>Statistics [NW/ W]</b>	[Valid=181 /-] [Invalid=1028 /-]
<b>Pre-question</b>	Have you ever been active in any of the following voluntary or community organisations?
<b>Literal question</b>	Hospital board
<b>Security</b>	Public

Value	Label	Cases	Percentage
1	Very active	21	11.6%
2	Somewhat active	11	6.1%
3	Not active	149	82.3%
-2	blank	234	
-1	nonrespondent	794	

*Warning: these figures indicate the number of cases found in the data file. They cannot be interpreted as summary statistics of the population of interest.*

### # A8ORG10: School board/PTA

<b>Information</b>	[Type= discrete] [Format=numeric] [Range= 1-3] [Missing=*/-2/-1]
<b>Statistics [NW/ W]</b>	[Valid=250 /-] [Invalid=959 /-]
<b>Pre-question</b>	Have you ever been active in any of the following voluntary or community organisations?
<b>Literal question</b>	School board/PTA
<b>Security</b>	Public

Value	Label	Cases	Percentage
1	Very active	67	26.8%
2	Somewhat active	78	31.2%
3	Not active	105	42.0%
-2	blank	165	
-1	nonrespondent	794	

*Warning: these figures indicate the number of cases found in the data file. They cannot be interpreted as summary statistics of the population of interest.*

### # A8ORG11: Ethnic group organisation

<b>Information</b>	[Type= discrete] [Format=numeric] [Range= 1-3] [Missing=*/-2/-1]
<b>Statistics [NW/ W]</b>	[Valid=180 /-] [Invalid=1029 /-]
<b>Pre-question</b>	Have you ever been active in any of the following voluntary or community organisations?
<b>Literal question</b>	Ethnic group organisation
<b>Security</b>	Public

Value	Label	Cases	Percentage
1	Very active	18	10.0%
2	Somewhat active	33	18.3%
3	Not active	129	71.7%

## File : au.edu.anu.ada.ddi.00764-pub

### # A8ORG11: Ethnic group organisation

Value	Label	Cases	Percentage
-2	blank	235	
-1	nonrespondent	794	

*Warning: these figures indicate the number of cases found in the data file. They cannot be interpreted as summary statistics of the population of interest.*

### # B1RUN1: Encouraged by your spouse

<b>Information</b>	[Type= discrete] [Format=numeric] [Range= 1-5] [Missing=*/-2/-1]
<b>Statistics [NW/ W]</b>	[Valid=337 /-] [Invalid=872 /-]
<b>Pre-question</b>	B.1. Some people receive encouragement from those around them when they decide to run for public office, while others experience indifference or disapproval. How positive or negative were the following people in encouraging you to become a candidate in the 1993 election?
<b>Literal question</b>	Your spouse
<b>Security</b>	Public

Value	Label	Cases	Percentage
1	Very positive	170	50.4%
2	Positive	98	29.1%
3	Indifferent	32	9.5%
4	Negative	29	8.6%
5	Very negative	8	2.4%
-2	blank	78	
-1	nonrespondent	794	

*Warning: these figures indicate the number of cases found in the data file. They cannot be interpreted as summary statistics of the population of interest.*

### # B1RUN2: Encouraged by other family members

<b>Information</b>	[Type= discrete] [Format=numeric] [Range= 1-5] [Missing=*/-2/-1]
<b>Statistics [NW/ W]</b>	[Valid=390 /-] [Invalid=819 /-]
<b>Pre-question</b>	B.1. Some people receive encouragement from those around them when they decide to run for public office, while others experience indifference or disapproval. How positive or negative were the following people in encouraging you to become a candidate in the 1993 election?
<b>Literal question</b>	Other family members
<b>Security</b>	Public

Value	Label	Cases	Percentage
1	Very positive	148	37.9%
2	Positive	166	42.6%
3	Indifferent	55	14.1%
4	Negative	16	4.1%
5	Very negative	5	1.3%
-2	blank	25	
-1	nonrespondent	794	

*Warning: these figures indicate the number of cases found in the data file. They cannot be interpreted as summary statistics of the population of interest.*

### # B1RUN3: Encouraged by friends

<b>Information</b>	[Type= discrete] [Format=numeric] [Range= 1-5] [Missing=*/-2/-1]
<b>Statistics [NW/ W]</b>	[Valid=395 /-] [Invalid=814 /-]
<b>Pre-question</b>	

## File : au.edu.anu.ada.ddi.00764-pub

### # B1RUN3: Encouraged by friends

B.1. Some people receive encouragement from those around them when they decide to run for public office, while others experience indifference or disapproval. How positive or negative were the following people in encouraging you to become a candidate in the 1993 election?

**Literal question** Friends

**Security** Public

Value	Label	Cases	Percentage
1	Very positive	168	42.5%
2	Positive	172	43.5%
3	Indifferent	47	11.9%
4	Negative	8	2.0%
5	Very negative	0	
-2	blank	20	
-1	nonrespondent	794	

*Warning: these figures indicate the number of cases found in the data file. They cannot be interpreted as summary statistics of the population of interest.*

### # B1RUN4: Encouraged by business associates

**Information** [Type= discrete] [Format=numeric] [Range= 1-5] [Missing=\*/-2/-1]

**Statistics [NW/ W]** [Valid=331 /-] [Invalid=878 /-]

**Pre-question** B.1. Some people receive encouragement from those around them when they decide to run for public office, while others experience indifference or disapproval. How positive or negative were the following people in encouraging you to become a candidate in the 1993 election?

**Literal question** Business associates

**Security** Public

Value	Label	Cases	Percentage
1	Very positive	92	27.8%
2	Positive	139	42.0%
3	Indifferent	84	25.4%
4	Negative	15	4.5%
5	Very negative	1	0.3%
-2	blank	84	
-1	nonrespondent	794	

*Warning: these figures indicate the number of cases found in the data file. They cannot be interpreted as summary statistics of the population of interest.*

### # B1RUN5: Encouraged by women's groups

**Information** [Type= discrete] [Format=numeric] [Range= 1-5] [Missing=\*/-2/-1]

**Statistics [NW/ W]** [Valid=256 /-] [Invalid=953 /-]

**Pre-question** B.1. Some people receive encouragement from those around them when they decide to run for public office, while others experience indifference or disapproval. How positive or negative were the following people in encouraging you to become a candidate in the 1993 election?

**Literal question** Women's groups

**Security** Public

Value	Label	Cases	Percentage
1	Very positive	46	18.0%
2	Positive	103	40.2%



## File : au.edu.anu.ada.ddi.00764-pub

### # B1RUN5: Encouraged by women's groups

Value	Label	Cases	Percentage
3	Indifferent	104	40.6%
4	Negative	2	0.8%
5	Very negative	1	0.4%
-2	blank	159	
-1	nonrespondent	794	

*Warning: these figures indicate the number of cases found in the data file. They cannot be interpreted as summary statistics of the population of interest.*

### # B1RUN6: Encouraged by community groups

<b>Information</b>	[Type= discrete] [Format=numeric] [Range= 1-5] [Missing=*/-2/-1]
<b>Statistics [NW/ W]</b>	[Valid=308 /-] [Invalid=901 /-]
<b>Pre-question</b>	B.1. Some people receive encouragement from those around them when they decide to run for public office, while others experience indifference or disapproval. How positive or negative were the following people in encouraging you to become a candidate in the 1993 election?
<b>Literal question</b>	Community groups
<b>Security</b>	Public

Value	Label	Cases	Percentage
1	Very positive	66	21.4%
2	Positive	151	49.0%
3	Indifferent	86	27.9%
4	Negative	5	1.6%
5	Very negative	0	
-2	blank	107	
-1	nonrespondent	794	

*Warning: these figures indicate the number of cases found in the data file. They cannot be interpreted as summary statistics of the population of interest.*

### # B1RUN7: Encouraged by your employer

<b>Information</b>	[Type= discrete] [Format=numeric] [Range= 1-5] [Missing=*/-2/-1]
<b>Statistics [NW/ W]</b>	[Valid=231 /-] [Invalid=978 /-]
<b>Pre-question</b>	B.1. Some people receive encouragement from those around them when they decide to run for public office, while others experience indifference or disapproval. How positive or negative were the following people in encouraging you to become a candidate in the 1993 election?
<b>Literal question</b>	Your employer
<b>Security</b>	Public

Value	Label	Cases	Percentage
1	Very positive	69	29.9%
2	Positive	64	27.7%
3	Indifferent	70	30.3%
4	Negative	14	6.1%
5	Very negative	14	6.1%
-2	blank	184	
-1	nonrespondent	794	

*Warning: these figures indicate the number of cases found in the data file. They cannot be interpreted as summary statistics of the population of interest.*

## File : au.edu.anu.ada.ddi.00764-pub

### # B1RUN8: Encouraged by business groups

<b>Information</b>	[Type= discrete] [Format=numeric] [Range= 1-5] [Missing=*/-2/-1]
<b>Statistics [NW/ W]</b>	[Valid=244 /-] [Invalid=965 /-]
<b>Pre-question</b>	B.1. Some people receive encouragement from those around them when they decide to run for public office, while others experience indifference or disapproval. How positive or negative were the following people in encouraging you to become a candidate in the 1993 election?
<b>Literal question</b>	Business groups
<b>Security</b>	Public

Value	Label	Cases	Percentage
1	Very positive	31	12.7%
2	Positive	80	32.8%
3	Indifferent	110	45.1%
4	Negative	18	7.4%
5	Very negative	5	2.0%
-2	blank	171	
-1	nonrespondent	794	

*Warning: these figures indicate the number of cases found in the data file. They cannot be interpreted as summary statistics of the population of interest.*

### # B1RUN9: Encouraged by trade unions/staff assoc.

<b>Information</b>	[Type= discrete] [Format=numeric] [Range= 1-5] [Missing=*/-2/-1]
<b>Statistics [NW/ W]</b>	[Valid=233 /-] [Invalid=976 /-]
<b>Pre-question</b>	B.1. Some people receive encouragement from those around them when they decide to run for public office, while others experience indifference or disapproval. How positive or negative were the following people in encouraging you to become a candidate in the 1993 election?
<b>Literal question</b>	Trade unions or staff associations
<b>Security</b>	Public

Value	Label	Cases	Percentage
1	Very positive	53	22.7%
2	Positive	54	23.2%
3	Indifferent	100	42.9%
4	Negative	13	5.6%
5	Very negative	13	5.6%
-2	blank	182	
-1	nonrespondent	794	

*Warning: these figures indicate the number of cases found in the data file. They cannot be interpreted as summary statistics of the population of interest.*

### # B1RUN10: Encouraged by local party activists

<b>Information</b>	[Type= discrete] [Format=numeric] [Range= 1-5] [Missing=*/-2/-1]
<b>Statistics [NW/ W]</b>	[Valid=377 /-] [Invalid=832 /-]
<b>Pre-question</b>	B.1. Some people receive encouragement from those around them when they decide to run for public office, while others experience indifference or disapproval. How positive or negative were the following people in encouraging you to become a candidate in the 1993 election?
<b>Literal question</b>	Local party activists
<b>Security</b>	Public

## File : au.edu.anu.ada.ddi.00764-pub

### # B1RUN10: Encouraged by local party activists

Value	Label	Cases	Percentage
1	Very positive	250	66.3%
2	Positive	111	29.4%
3	Indifferent	15	4.0%
4	Negative	1	0.3%
5	Very negative	0	
-2	blank	38	
-1	nonrespondent	794	

Warning: these figures indicate the number of cases found in the data file. They cannot be interpreted as summary statistics of the population of interest.

### # B1RUN11: Encouraged by issue groups

<b>Information</b>	[Type= discrete] [Format=numeric] [Range= 1-5] [Missing=*-/2/-1]
<b>Statistics [NW/ W]</b>	[Valid=275 /-] [Invalid=934 /-]
<b>Pre-question</b>	B.1. Some people receive encouragement from those around them when they decide to run for public office, while others experience indifference or disapproval. How positive or negative were the following people in encouraging you to become a candidate in the 1993 election?
<b>Literal question</b>	Issue groups
<b>Security</b>	Public

Value	Label	Cases	Percentage
1	Very positive	61	22.2%
2	Positive	117	42.5%
3	Indifferent	90	32.7%
4	Negative	5	1.8%
5	Very negative	2	0.7%
-2	blank	140	
-1	nonrespondent	794	

Warning: these figures indicate the number of cases found in the data file. They cannot be interpreted as summary statistics of the population of interest.

### # B2ATTR1: Good speaker

<b>Information</b>	[Type= discrete] [Format=numeric] [Range= 1-4] [Missing=*-/2/-1]
<b>Statistics [NW/ W]</b>	[Valid=400 /-] [Invalid=809 /-]
<b>Pre-question</b>	B.2. Generally speaking, in your experience how important are each of the following qualities for candidates in gaining support from voters?
<b>Literal question</b>	Good speaker
<b>Security</b>	Public

Value	Label	Cases	Percentage
1	Very important	210	52.5%
2	Fairly important	174	43.5%
3	Not very important	12	3.0%
4	Not at all important	4	1.0%
-2	blank	15	
-1	nonrespondent	794	

Warning: these figures indicate the number of cases found in the data file. They cannot be interpreted as summary statistics of the population of interest.

## File : au.edu.anu.ada.ddi.00764-pub

### # B2ATTR2: Personal energy and enthusiasm

<b>Information</b>	[Type= discrete] [Format=numeric] [Range= 1-4] [Missing=*/-2/-1]
<b>Statistics [NW/ W]</b>	[Valid=399 /-] [Invalid=810 /-]
<b>Pre-question</b>	B.2. Generally speaking, in your experience how important are each of the following qualities for candidates in gaining support from voters?
<b>Literal question</b>	Personal energy and enthusiasm
<b>Security</b>	Public

Value	Label	Cases	Percentage
1	Very important	334	83.7%
2	Fairly important	54	13.5%
3	Not very important	7	1.8%
4	Not at all important	4	1.0%
-2	blank	16	
-1	nonrespondent	794	

Warning: these figures indicate the number of cases found in the data file. They cannot be interpreted as summary statistics of the population of interest.

### # B2ATTR3: Good personal appearance

<b>Information</b>	[Type= discrete] [Format=numeric] [Range= 1-4] [Missing=*/-2/-1]
<b>Statistics [NW/ W]</b>	[Valid=399 /-] [Invalid=810 /-]
<b>Pre-question</b>	B.2. Generally speaking, in your experience how important are each of the following qualities for candidates in gaining support from voters?
<b>Literal question</b>	Good personal appearance
<b>Security</b>	Public

Value	Label	Cases	Percentage
1	Very important	164	41.1%
2	Fairly important	205	51.4%
3	Not very important	23	5.8%
4	Not at all important	7	1.8%
-2	blank	16	
-1	nonrespondent	794	

Warning: these figures indicate the number of cases found in the data file. They cannot be interpreted as summary statistics of the population of interest.

### # B2ATTR4: Political experience

<b>Information</b>	[Type= discrete] [Format=numeric] [Range= 1-4] [Missing=*/-2/-1]
<b>Statistics [NW/ W]</b>	[Valid=398 /-] [Invalid=811 /-]
<b>Pre-question</b>	B.2. Generally speaking, in your experience how important are each of the following qualities for candidates in gaining support from voters?
<b>Literal question</b>	Political experience
<b>Security</b>	Public

Value	Label	Cases	Percentage
1	Very important	83	20.9%
2	Fairly important	206	51.8%
3	Not very important	92	23.1%

## File : au.edu.anu.ada.ddi.00764-pub

### # B2ATTR4: Political experience

Value	Label	Cases	Percentage
4	Not at all important	17	4.3%
-2	blank	17	
-1	nonrespondent	794	

*Warning: these figures indicate the number of cases found in the data file. They cannot be interpreted as summary statistics of the population of interest.*

### # B2ATTR5: Stable home life

<b>Information</b>	[Type= discrete] [Format=numeric] [Range= 1-4] [Missing=*/-2/-1]
<b>Statistics [NW/ W]</b>	[Valid=396 /-] [Invalid=813 /-]
<b>Pre-question</b>	B.2. Generally speaking, in your experience how important are each of the following qualities for candidates in gaining support from voters?
<b>Literal question</b>	Stable home life
<b>Security</b>	Public

Value	Label	Cases	Percentage
1	Very important	114	28.8%
2	Fairly important	166	41.9%
3	Not very important	89	22.5%
4	Not at all important	27	6.8%
-2	blank	19	
-1	nonrespondent	794	

*Warning: these figures indicate the number of cases found in the data file. They cannot be interpreted as summary statistics of the population of interest.*

### # B2ATTR6: Supports different groups views

<b>Information</b>	[Type= discrete] [Format=numeric] [Range= 1-4] [Missing=*/-2/-1]
<b>Statistics [NW/ W]</b>	[Valid=377 /-] [Invalid=832 /-]
<b>Pre-question</b>	B.2. Generally speaking, in your experience how important are each of the following qualities for candidates in gaining support from voters?
<b>Literal question</b>	Supports different groups views
<b>Security</b>	Public

Value	Label	Cases	Percentage
1	Very important	66	17.5%
2	Fairly important	189	50.1%
3	Not very important	103	27.3%
4	Not at all important	19	5.0%
-2	blank	38	
-1	nonrespondent	794	

*Warning: these figures indicate the number of cases found in the data file. They cannot be interpreted as summary statistics of the population of interest.*

### # B2ATTR7: Committed to electorate

<b>Information</b>	[Type= discrete] [Format=numeric] [Range= 1-4] [Missing=*/-2/-1]
<b>Statistics [NW/ W]</b>	[Valid=393 /-] [Invalid=816 /-]
<b>Pre-question</b>	B.2. Generally speaking, in your experience how important are each of the following qualities for candidates in gaining support from voters?
<b>Literal question</b>	Committed to electorate

**File : au.edu.anu.ada.ddi.00764-pub**













**# B2ATTR7: Committed to electorate**

Security

Public












Value	Label	Cases	Percentage
1	Very important	250	63.6%
2	Fairly important	111	28.2%
3	Not very important	23	5.9%
4	Not at all important	9	2.3%
-2	blank	22	
-1	nonrespondent	794	













*Warning: these figures indicate the number of cases found in the data file. They cannot be interpreted as summary statistics of the population of interest.*

<b># B2ATTR8: Well known nationally</b>			
<b>Information</b>	[Type= discrete] [Format=numeric] [Range= 1-4] [Missing=*/-2/-1]		
<b>Statistics [NW/ W]</b>	[Valid=388 /-] [Invalid=821 /-]		
<b>Pre-question</b>	B.2. Generally speaking, in your experience how important are each of the following qualities for candidates in gaining support from voters?		
<b>Literal question</b>	Well known nationally		
<b>Security</b>	Public		
<b>Value</b>	<b>Label</b>	<b>Cases</b>	<b>Percentage</b>
1	Very important	28	 7.2%
2	Fairly important	76	 19.6%
3	Not very important	178	 45.9%
4	Not at all important	106	 27.3%
-2	blank	27	
-1	nonrespondent	794	
<i>Warning: these figures indicate the number of cases found in the data file. They cannot be interpreted as summary statistics of the population of interest.</i>			
<b># B2ATTR9: Well known locally</b>			
<b>Information</b>	[Type= discrete] [Format=numeric] [Range= 1-4] [Missing=*/-2/-1]		
<b>Statistics [NW/ W]</b>	[Valid=398 /-] [Invalid=811 /-]		
<b>Pre-question</b>	B.2. Generally speaking, in your experience how important are each of the following qualities for candidates in gaining support from voters?		
<b>Literal question</b>	Well known locally		
<b>Security</b>	Public		
<b>Value</b>	<b>Label</b>	<b>Cases</b>	<b>Percentage</b>
1	Very important	187	 47.0%
2	Fairly important	172	 43.2%
3	Not very important	29	 7.3%
4	Not at all important	10	 2.5%
-2	blank	17	
-1	nonrespondent	794	
<i>Warning: these figures indicate the number of cases found in the data file. They cannot be interpreted as summary statistics of the population of interest.</i>			
<b># B2ATTR10: Well educated</b>			
<b>Information</b>	[Type= discrete] [Format=numeric] [Range= 1-4] [Missing=*/-2/-1]		
<b>Statistics [NW/ W]</b>	[Valid=395 /-] [Invalid=814 /-]		
<b>Pre-question</b>	B.2. Generally speaking, in your experience how important are each of the following qualities for candidates in gaining support from voters?		
<b>Literal question</b>	Well educated		
<b>Security</b>	Public		
<b>Value</b>	<b>Label</b>	<b>Cases</b>	<b>Percentage</b>
1	Very important	41	 10.4%
2	Fairly important	215	 54.4%
3	Not very important	116	 29.4%
4	Not at all important	23	 5.8%
-2	blank	20	














<b># B2ATTR10: Well educated</b>			
<b>Value</b>	<b>Label</b>	<b>Cases</b>	<b>Percentage</b>
-1	nonrespondent	794	
<i>Warning: these figures indicate the number of cases found in the data file. They cannot be interpreted as summary statistics of the population of interest.</i>			
<b># B2ATTR11: Knowledgeable about issues</b>			
<b>Information</b>	[Type= discrete] [Format=numeric] [Range= 1-4] [Missing=*/-2/-1]		
<b>Statistics [NW/ W]</b>	[Valid=397 /-] [Invalid=812 /-]		
<b>Pre-question</b>	B.2. Generally speaking, in your experience how important are each of the following qualities for candidates in gaining support from voters?		
<b>Literal question</b>	Knowledgeable about issues		
<b>Security</b>	Public		
<b>Value</b>	<b>Label</b>	<b>Cases</b>	<b>Percentage</b>
1	Very important	226	56.9%
2	Fairly important	146	36.8%
3	Not very important	20	5.0%
4	Not at all important	5	1.3%
-2	blank	18	
-1	nonrespondent	794	
<i>Warning: these figures indicate the number of cases found in the data file. They cannot be interpreted as summary statistics of the population of interest.</i>			
<b># B2ATTR12: Experienced party activist</b>			
<b>Information</b>	[Type= discrete] [Format=numeric] [Range= 1-4] [Missing=*/-2/-1]		
<b>Statistics [NW/ W]</b>	[Valid=396 /-] [Invalid=813 /-]		
<b>Pre-question</b>	B.2. Generally speaking, in your experience how important are each of the following qualities for candidates in gaining support from voters?		
<b>Literal question</b>	Experienced party activist		
<b>Security</b>	Public		
<b>Value</b>	<b>Label</b>	<b>Cases</b>	<b>Percentage</b>
1	Very important	43	10.9%
2	Fairly important	136	34.3%
3	Not very important	160	40.4%
4	Not at all important	57	14.4%
-2	blank	19	
-1	nonrespondent	794	
<i>Warning: these figures indicate the number of cases found in the data file. They cannot be interpreted as summary statistics of the population of interest.</i>			
<b># B3CAMP1: Finding volunteers</b>			
<b>Information</b>	[Type= discrete] [Format=numeric] [Range= 1-4] [Missing=*/-2/-1]		
<b>Statistics [NW/ W]</b>	[Valid=393 /-] [Invalid=816 /-]		
<b>Pre-question</b>	B.3. Some candidates experience difficulties in their election campaigns while others find campaigning easy. Were the following activities easy or difficult for you this year?		
<b>Literal question</b>	Finding volunteers		
<b>Security</b>	Public		
<b>Value</b>	<b>Label</b>	<b>Cases</b>	<b>Percentage</b>
1	Very difficult	68	17.3%



<b># B3CAMP1: Finding volunteers</b>			
<b>Value</b>	<b>Label</b>	<b>Cases</b>	<b>Percentage</b>
2	Fairly difficult	137	 34.9%
3	Fairly easy	142	 36.1%
4	Very easy	46	 11.7%
-2	blank	22	
-1	nonrespondent	794	
<i>Warning: these figures indicate the number of cases found in the data file. They cannot be interpreted as summary statistics of the population of interest.</i>			
<b># B3CAMP2: Raising money</b>			
<b>Information</b>	[Type= discrete] [Format=numeric] [Range= 1-4] [Missing=*/-2/-1]		
<b>Statistics [NW/ W]</b>	[Valid=392 /-] [Invalid=817 /-]		
<b>Pre-question</b>	B.3. Some candidates experience difficulties in their election campaigns while others find campaigning easy. Were the following activities easy or difficult for you this year?		
<b>Literal question</b>	Raising money		
<b>Security</b>	Public		
<b>Value</b>	<b>Label</b>	<b>Cases</b>	<b>Percentage</b>
1	Very difficult	169	 43.1%
2	Fairly difficult	132	 33.7%
3	Fairly easy	77	 19.6%
4	Very easy	14	 3.6%
-2	blank	23	
-1	nonrespondent	794	
<i>Warning: these figures indicate the number of cases found in the data file. They cannot be interpreted as summary statistics of the population of interest.</i>			
<b># B3CAMP3: Gaining name recognition</b>			
<b>Information</b>	[Type= discrete] [Format=numeric] [Range= 1-4] [Missing=*/-2/-1]		
<b>Statistics [NW/ W]</b>	[Valid=390 /-] [Invalid=819 /-]		
<b>Pre-question</b>	B.3. Some candidates experience difficulties in their election campaigns while others find campaigning easy. Were the following activities easy or difficult for you this year?		
<b>Literal question</b>	Gaining name recognition		
<b>Security</b>	Public		
<b>Value</b>	<b>Label</b>	<b>Cases</b>	<b>Percentage</b>
1	Very difficult	57	 14.6%
2	Fairly difficult	132	 33.8%
3	Fairly easy	139	 35.6%
4	Very easy	62	 15.9%
-2	blank	25	
-1	nonrespondent	794	
<i>Warning: these figures indicate the number of cases found in the data file. They cannot be interpreted as summary statistics of the population of interest.</i>			
<b># B3CAMP4: Finding a campaign manager</b>			
<b>Information</b>	[Type= discrete] [Format=numeric] [Range= 1-4] [Missing=*/-2/-1]		
<b>Statistics [NW/ W]</b>	[Valid=381 /-] [Invalid=828 /-]		
<b>Pre-question</b>	B.3. Some candidates experience difficulties in their election campaigns while others find campaigning easy. Were the following activities easy or difficult for you this year?		
<b>Literal question</b>	Finding a campaign manager		





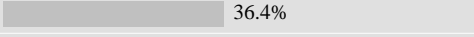




<b># B3CAMP4: Finding a campaign manager</b>			
<b>Security</b>	Public		
<b>Value</b>	<b>Label</b>	<b>Cases</b>	<b>Percentage</b>
1	Very difficult	56	 14.7%
2	Fairly difficult	56	 14.7%
3	Fairly easy	122	 32.0%
4	Very easy	147	 38.6%
-2	blank	34	
-1	nonrespondent	794	
<i>Warning: these figures indicate the number of cases found in the data file. They cannot be interpreted as summary statistics of the population of interest.</i>			
<b># B3CAMP5: Having enough time</b>			
<b>Information</b>	[Type= discrete] [Format=numeric] [Range= 1-4] [Missing=*/-2/-1]		
<b>Statistics [NW/ W]</b>	[Valid=393 /-] [Invalid=816 /-]		
<b>Pre-question</b>	B.3. Some candidates experience difficulties in their election campaigns while others find campaigning easy. Were the following activities easy or difficult for you this year?		
<b>Literal question</b>	Having enough time		
<b>Security</b>	Public		
<b>Value</b>	<b>Label</b>	<b>Cases</b>	<b>Percentage</b>
1	Very difficult	114	 29.0%
2	Fairly difficult	154	 39.2%
3	Fairly easy	82	 20.9%
4	Very easy	43	 10.9%
-2	blank	22	
-1	nonrespondent	794	
<i>Warning: these figures indicate the number of cases found in the data file. They cannot be interpreted as summary statistics of the population of interest.</i>			
<b># B3CAMP6: Organising a campaign strategy</b>			
<b>Information</b>	[Type= discrete] [Format=numeric] [Range= 1-4] [Missing=*/-2/-1]		
<b>Statistics [NW/ W]</b>	[Valid=387 /-] [Invalid=822 /-]		
<b>Pre-question</b>	B.3. Some candidates experience difficulties in their election campaigns while others find campaigning easy. Were the following activities easy or difficult for you this year?		
<b>Literal question</b>	Organising a campaign strategy		
<b>Security</b>	Public		
<b>Value</b>	<b>Label</b>	<b>Cases</b>	<b>Percentage</b>
1	Very difficult	13	 3.4%
2	Fairly difficult	88	 22.7%
3	Fairly easy	209	 54.0%
4	Very easy	77	 19.9%
-2	blank	28	
-1	nonrespondent	794	
<i>Warning: these figures indicate the number of cases found in the data file. They cannot be interpreted as summary statistics of the population of interest.</i>			
<b># B3CAMP7: Gaining group support</b>			
<b>Information</b>	[Type= discrete] [Format=numeric] [Range= 1-4] [Missing=*/-2/-1]		
<b>Statistics [NW/ W]</b>	[Valid=375 /-] [Invalid=834 /-]		

<b># B3CAMP7: Gaining group support</b>			
<b>Pre-question</b>	B.3. Some candidates experience difficulties in their election campaigns while others find campaigning easy. Were the following activities easy or difficult for you this year?		
<b>Literal question</b>	Gaining group support		
<b>Security</b>	Public		
<b>Value</b>	<b>Label</b>	<b>Cases</b>	<b>Percentage</b>
1	Very difficult	24	6.4%
2	Fairly difficult	109	29.1%
3	Fairly easy	193	51.5%
4	Very easy	49	13.1%
-2	blank	40	
-1	nonrespondent	794	
<i>Warning: these figures indicate the number of cases found in the data file. They cannot be interpreted as summary statistics of the population of interest.</i>			
<b># B3CAMP8: Gaining party support</b>			
<b>Information</b>	[Type= discrete] [Format=numeric] [Range= 1-4] [Missing=*/-2/-1]		
<b>Statistics [NW/ W]</b>	[Valid=390 /-] [Invalid=819 /-]		
<b>Pre-question</b>	B.3. Some candidates experience difficulties in their election campaigns while others find campaigning easy. Were the following activities easy or difficult for you this year?		
<b>Literal question</b>	Gaining party support		
<b>Security</b>	Public		
<b>Value</b>	<b>Label</b>	<b>Cases</b>	<b>Percentage</b>
1	Very difficult	14	3.6%
2	Fairly difficult	29	7.4%
3	Fairly easy	162	41.5%
4	Very easy	185	47.4%
-2	blank	25	
-1	nonrespondent	794	
<i>Warning: these figures indicate the number of cases found in the data file. They cannot be interpreted as summary statistics of the population of interest.</i>			
<b># B3CAMP9: Getting good media coverage</b>			
<b>Information</b>	[Type= discrete] [Format=numeric] [Range= 1-4] [Missing=*/-2/-1]		
<b>Statistics [NW/ W]</b>	[Valid=395 /-] [Invalid=814 /-]		
<b>Pre-question</b>	B.3. Some candidates experience difficulties in their election campaigns while others find campaigning easy. Were the following activities easy or difficult for you this year?		
<b>Literal question</b>	Getting good media coverage		
<b>Security</b>	Public		
<b>Value</b>	<b>Label</b>	<b>Cases</b>	<b>Percentage</b>
1	Very difficult	139	35.2%
2	Fairly difficult	121	30.6%
3	Fairly easy	90	22.8%
4	Very easy	45	11.4%
-2	blank	20	
-1	nonrespondent	794	
<i>Warning: these figures indicate the number of cases found in the data file. They cannot be interpreted as summary statistics of the population of interest.</i>			

<b># B4ORG: When began to organise campaign</b>			
<b>Information</b>	[Type= discrete] [Format=numeric] [Range= 1-5] [Missing=*/-2/-1]		
<b>Statistics [NW/ W]</b>	[Valid=393 /-] [Invalid=816 /-]		
<b>Literal question</b>	B.4. How long before the election did you begin to organise your campaign?<ol><li value=1>Over a year before the election</li><li value=2>Towards the end of 1992</li><li value=3>Early in 1993, before the election was announced</li><li value=4>About the time the election was announced</li><li value=5>Only in the last few weeks</li></ol>		
<b>Security</b>	Public		
<b>Value</b>	<b>Label</b>	<b>Cases</b>	<b>Percentage</b>
1	Over a year before	132	 33.6%
2	End of 1992	128	 32.6%
3	Early 1993	39	 9.9%
4	Time when announced	57	 14.5%
5	Last few weeks	37	 9.4%
-2	blank	22	
-1	nonrespondent	794	
<i>Warning: these figures indicate the number of cases found in the data file. They cannot be interpreted as summary statistics of the population of interest.</i>			
<b># B4FULL: When began campaigning for Election</b>			
<b>Information</b>	[Type= discrete] [Format=numeric] [Range= 1-5] [Missing=*/-2/-1]		
<b>Statistics [NW/ W]</b>	[Valid=353 /-] [Invalid=856 /-]		
<b>Literal question</b>	And how long before the election did you begin to campaign full time?<ol><li value=1>Over a year before the election</li><li value=2>Towards the end of 1992</li><li value=3>Early in 1993, before the election was announced</li><li value=4>About the time the election was announced</li><li value=5>Only in the last few weeks</li></ol>		
<b>Security</b>	Public		
<b>Value</b>	<b>Label</b>	<b>Cases</b>	<b>Percentage</b>
1	Over a year before	41	 11.6%
2	End of 1992	56	 15.9%
3	Early 1993	64	 18.1%
4	Time when announced	106	 30.0%
5	Last few weeks	86	 24.4%
-2	blank	62	
-1	nonrespondent	794	
<i>Warning: these figures indicate the number of cases found in the data file. They cannot be interpreted as summary statistics of the population of interest.</i>			
<b># B5P1: Personal and work situation were right</b>			
<b>Information</b>	[Type= discrete] [Format=numeric] [Range= 1-3] [Missing=*/-2/-1]		
<b>Statistics [NW/ W]</b>	[Valid=384 /-] [Invalid=825 /-]		
<b>Pre-question</b>	B.5. What factors led to your decision to run in your first Federal election?		
<b>Literal question</b>	The personal and work situation in my life were right		
<b>Security</b>	Public		
<b>Value</b>	<b>Label</b>	<b>Cases</b>	<b>Percentage</b>
1	Very important	153	 39.8%
2	Fairly important	144	 37.5%
3	Not important	87	 22.7%













<b># B5P1: Personal and work situation were right</b>			
Value	Label	Cases	Percentage
-2	blank	31	
-1	nonrespondent	794	
<i>Warning: these figures indicate the number of cases found in the data file. They cannot be interpreted as summary statistics of the population of interest.</i>			
<b># B5P2: Political situation was good</b>			
<b>Information</b>	[Type= discrete] [Format=numeric] [Range= 1-3] [Missing=*/-2/-1]		
<b>Statistics [NW/ W]</b>	[Valid=375 /-] [Invalid=834 /-]		
<b>Pre-question</b>	B.5. What factors led to your decision to run in your first Federal election?		
<b>Literal question</b>	The political situation in the electorate was good		
<b>Security</b>	Public		
Value	Label	Cases	Percentage
1	Very important	68	18.1%
2	Fairly important	137	36.5%
3	Not important	170	45.3%
-2	blank	40	
-1	nonrespondent	794	
<i>Warning: these figures indicate the number of cases found in the data file. They cannot be interpreted as summary statistics of the population of interest.</i>			
<b># B5P3: Encouraged by supporters</b>			
<b>Information</b>	[Type= discrete] [Format=numeric] [Range= 1-3] [Missing=*/-2/-1]		
<b>Statistics [NW/ W]</b>	[Valid=380 /-] [Invalid=829 /-]		
<b>Pre-question</b>	B.5. What factors led to your decision to run in your first Federal election?		
<b>Literal question</b>	I was encouraged by supporters		
<b>Security</b>	Public		
Value	Label	Cases	Percentage
1	Very important	166	43.7%
2	Fairly important	152	40.0%
3	Not important	62	16.3%
-2	blank	35	
-1	nonrespondent	794	
<i>Warning: these figures indicate the number of cases found in the data file. They cannot be interpreted as summary statistics of the population of interest.</i>			
<b># B5P4: Wanted to speak on issues</b>			
<b>Information</b>	[Type= discrete] [Format=numeric] [Range= 1-3] [Missing=*/-2/-1]		
<b>Statistics [NW/ W]</b>	[Valid=383 /-] [Invalid=826 /-]		
<b>Pre-question</b>	B.5. What factors led to your decision to run in your first Federal election?		
<b>Literal question</b>	I wanted to speak out on certain issues		
<b>Security</b>	Public		
Value	Label	Cases	Percentage
1	Very important	198	51.7%
2	Fairly important	138	36.0%
3	Not important	47	12.3%
-2	blank	32	

<b># B5P4: Wanted to speak on issues</b>			
<b>Value</b>	<b>Label</b>	<b>Cases</b>	<b>Percentage</b>
-1	nonrespondent	794	
<i>Warning: these figures indicate the number of cases found in the data file. They cannot be interpreted as summary statistics of the population of interest.</i>			
<b># B5P5: Was asked to run by local party</b>			
<b>Information</b>	[Type= discrete] [Format=numeric] [Range= 1-3] [Missing=*/-2/-1]		
<b>Statistics [NW/ W]</b>	[Valid=380 /-] [Invalid=829 /-]		
<b>Pre-question</b>	B.5. What factors led to your decision to run in your first Federal election?		
<b>Literal question</b>	I was asked to run by the local party		
<b>Security</b>	Public		
<b>Value</b>	<b>Label</b>	<b>Cases</b>	<b>Percentage</b>
1	Very important	186	48.9%
2	Fairly important	98	25.8%
3	Not important	96	25.3%
-2	blank	35	
-1	nonrespondent	794	
<i>Warning: these figures indicate the number of cases found in the data file. They cannot be interpreted as summary statistics of the population of interest.</i>			
<b># B5P6: I thought I could win</b>			
<b>Information</b>	[Type= discrete] [Format=numeric] [Range= 1-3] [Missing=*/-2/-1]		
<b>Statistics [NW/ W]</b>	[Valid=380 /-] [Invalid=829 /-]		
<b>Pre-question</b>	B.5. What factors led to your decision to run in your first Federal election?		
<b>Literal question</b>	I thought I could win		
<b>Security</b>	Public		
<b>Value</b>	<b>Label</b>	<b>Cases</b>	<b>Percentage</b>
1	Very important	83	21.8%
2	Fairly important	90	23.7%
3	Not important	207	54.5%
-2	blank	35	
-1	nonrespondent	794	
<i>Warning: these figures indicate the number of cases found in the data file. They cannot be interpreted as summary statistics of the population of interest.</i>			
<b># B5P7: Thought it would be good experience</b>			
<b>Information</b>	[Type= discrete] [Format=numeric] [Range= 1-3] [Missing=*/-2/-1]		
<b>Statistics [NW/ W]</b>	[Valid=375 /-] [Invalid=834 /-]		
<b>Pre-question</b>	B.5. What factors led to your decision to run in your first Federal election?		
<b>Literal question</b>	I thought it would be good experience		
<b>Security</b>	Public		
<b>Value</b>	<b>Label</b>	<b>Cases</b>	<b>Percentage</b>
1	Very important	108	28.8%
2	Fairly important	140	37.3%
3	Not important	127	33.9%
-2	blank	40	
-1	nonrespondent	794	
<i>Warning: these figures indicate the number of cases found in the data file. They cannot be interpreted as summary statistics of the population of interest.</i>			

<b># B5P8: Did not want incumbent unopposed</b>			
<b>Information</b>	[Type= discrete] [Format=numeric] [Range= 1-3] [Missing=*/-2/-1]		
<b>Statistics [NW/ W]</b>	[Valid=375 /-] [Invalid=834 /-]		
<b>Pre-question</b>	B.5. What factors led to your decision to run in your first Federal election?		
<b>Literal question</b>	I did not want the incumbent to run unopposed		
<b>Security</b>	Public		
<b>Value</b>	<b>Label</b>	<b>Cases</b>	<b>Percentage</b>
1	Very important	88	 23.5%
2	Fairly important	53	 14.1%
3	Not important	234	 62.4%
-2	blank	40	
-1	nonrespondent	794	
<i>Warning: these figures indicate the number of cases found in the data file. They cannot be interpreted as summary statistics of the population of interest.</i>			
<b># B6: Member of a State ALP faction</b>			
<b>Information</b>	[Type= discrete] [Format=numeric] [Range= 1-2] [Missing=*/-2/-1]		
<b>Statistics [NW/ W]</b>	[Valid=129 /-] [Invalid=1080 /-]		
<b>Pre-question</b>	ALP candidates only. Other candidates please go to Section C.		
<b>Literal question</b>	B.6. Are you a member of a State ALP faction?		
<b>Security</b>	Public		
<b>Value</b>	<b>Label</b>	<b>Cases</b>	<b>Percentage</b>
1	Yes	82	 63.6%
2	No	47	 36.4%
-2	blank	286	
-1	nonrespondent	794	
<i>Warning: these figures indicate the number of cases found in the data file. They cannot be interpreted as summary statistics of the population of interest.</i>			
<b># B7: Align to National ALP factions</b>			
<b>Information</b>	[Type= discrete] [Format=numeric] [Range= 1-4] [Missing=*/-2/-1]		
<b>Statistics [NW/ W]</b>	[Valid=115 /-] [Invalid=1094 /-]		
<b>Pre-question</b>	ALP candidates only. Other candidates please go to Section C.		
<b>Literal question</b>	B.7. Which of the national ALP factions would you align yourself with?		
<b>Security</b>	Public		
<b>Value</b>	<b>Label</b>	<b>Cases</b>	<b>Percentage</b>
1	Socialist Left	43	 37.4%
2	National Centre Left	14	 12.2%
3	National Right	31	 27.0%
4	Non-aligned	27	 23.5%
-2	blank	300	
-1	nonrespondent	794	
<i>Warning: these figures indicate the number of cases found in the data file. They cannot be interpreted as summary statistics of the population of interest.</i>			
<b># B8: Formal position within faction</b>			
<b>Information</b>	[Type= discrete] [Format=numeric] [Range= 1-2] [Missing=*/-2/-1]		
<b>Statistics [NW/ W]</b>	[Valid=119 /-] [Invalid=1090 /-]		

<b># B8: Formal position within faction</b>			
<b>Pre-question</b>	ALP candidates only. Other candidates please go to Section C.		
<b>Literal question</b>	B.8. Have you ever held a formal position, either elected or nominated, within a faction?		
<b>Security</b>	Public		
<b>Value</b>	<b>Label</b>	<b>Cases</b>	<b>Percentage</b>
1	Yes	37	31.1%
2	No	82	68.9%
-2	blank	296	
-1	nonrespondent	794	
<i>Warning: these figures indicate the number of cases found in the data file. They cannot be interpreted as summary statistics of the population of interest.</i>			
<b># B9: Approve of ALP factional system</b>			
<b>Information</b>	[Type= discrete] [Format=numeric] [Range= 1-5] [Missing=*/-2/-1]		
<b>Statistics [NW/ W]</b>	[Valid=120 /-] [Invalid=1089 /-]		
<b>Pre-question</b>	ALP candidates only. Other candidates please go to Section C.		
<b>Literal question</b>	B.9. In general, do you approve or disapprove of the ALP factional system?		
<b>Security</b>	Public		
<b>Value</b>	<b>Label</b>	<b>Cases</b>	<b>Percentage</b>
1	Strongly approve	14	11.7%
2	Approve	58	48.3%
3	Neither	27	22.5%
4	Disapprove	14	11.7%
5	Strongly disapprove	7	5.8%
-2	blank	295	
-1	nonrespondent	794	
<i>Warning: these figures indicate the number of cases found in the data file. They cannot be interpreted as summary statistics of the population of interest.</i>			
<b># C1ELEC: Listen to their electorate</b>			
<b>Information</b>	[Type= discrete] [Format=numeric] [Range= 1-4] [Missing=*/-2/-1]		
<b>Statistics [NW/ W]</b>	[Valid=382 /-] [Invalid=827 /-]		
<b>Pre-question</b>	C.1. Several factors might influence MPs when they are considering important bills. Who should members listen to when deciding how to vote?		
<b>Literal question</b>	Their electorate		
<b>Security</b>	Public		
<b>Value</b>	<b>Label</b>	<b>Cases</b>	<b>Percentage</b>
1	Very important	245	64.1%
2	Fairly important	129	33.8%
3	Not very important	8	2.1%
4	Not at all important	0	
-2	blank	33	
-1	nonrespondent	794	
<i>Warning: these figures indicate the number of cases found in the data file. They cannot be interpreted as summary statistics of the population of interest.</i>			
<b># C1CORV: Listen to their core voters</b>			
<b>Information</b>	[Type= discrete] [Format=numeric] [Range= 1-4] [Missing=*/-2/-1]		
<b>Statistics [NW/ W]</b>	[Valid=374 /-] [Invalid=835 /-]		



<b># C1CORV: Listen to their core voters</b>			
<b>Pre-question</b>	C.1. Several factors might influence MPs when they are considering important bills. Who should members listen to when deciding how to vote?		
<b>Literal question</b>	Their core voters		
<b>Security</b>	Public		
<b>Value</b>	<b>Label</b>	<b>Cases</b>	<b>Percentage</b>
1	Very important	111	 29.7%
2	Fairly important	214	 57.2%
3	Not very important	43	 11.5%
4	Not at all important	6	 1.6%
-2	blank	41	
-1	nonrespondent	794	
<i>Warning: these figures indicate the number of cases found in the data file. They cannot be interpreted as summary statistics of the population of interest.</i>			
<b># C1PUBOP: Listen to public opinion</b>			
<b>Information</b>	[Type= discrete] [Format=numeric] [Range= 1-4] [Missing=*/-2/-1]		
<b>Statistics [NW/ W]</b>	[Valid=372 /-] [Invalid=837 /-]		
<b>Pre-question</b>	C.1. Several factors might influence MPs when they are considering important bills. Who should members listen to when deciding how to vote?		
<b>Literal question</b>	Public opinion		
<b>Security</b>	Public		
<b>Value</b>	<b>Label</b>	<b>Cases</b>	<b>Percentage</b>
1	Very important	99	 26.6%
2	Fairly important	203	 54.6%
3	Not very important	60	 16.1%
4	Not at all	10	 2.7%
-2	blank	43	
-1	nonrespondent	794	
<i>Warning: these figures indicate the number of cases found in the data file. They cannot be interpreted as summary statistics of the population of interest.</i>			
<b># C1POLP: Listen to political party</b>			
<b>Information</b>	[Type= discrete] [Format=numeric] [Range= 1-4] [Missing=*/-2/-1]		
<b>Statistics [NW/ W]</b>	[Valid=380 /-] [Invalid=829 /-]		
<b>Pre-question</b>	C.1. Several factors might influence MPs when they are considering important bills. Who should members listen to when deciding how to vote?		
<b>Literal question</b>	Their political party		
<b>Security</b>	Public		
<b>Value</b>	<b>Label</b>	<b>Cases</b>	<b>Percentage</b>
1	Very important	142	 37.4%
2	Fairly important	188	 49.5%
3	Not very important	42	 11.1%
4	Not at all	8	 2.1%
-2	blank	35	
-1	nonrespondent	794	
<i>Warning: these figures indicate the number of cases found in the data file. They cannot be interpreted as summary statistics of the population of interest.</i>			

# C1PARL: Listen to party leader	
<b>Information</b>	[Type= discrete] [Format=numeric] [Range= 1-4] [Missing=*/-2/-1]
<b>Statistics [NW/ W]</b>	[Valid=376 /-] [Invalid=833 /-]
<b>Pre-question</b>	C.1. Several factors might influence MPs when they are considering important bills. Who should members listen to when deciding how to vote?
<b>Literal question</b>	Their party leader
<b>Security</b>	Public

Value	Label	Cases	Percentage
1	Very important	69	18.4%
2	Fairly important	200	53.2%
3	Not very important	86	22.9%
4	Not at all	21	5.6%
-2	blank	39	
-1	nonrespondent	794	

*Warning: these figures indicate the number of cases found in the data file. They cannot be interpreted as summary statistics of the population of interest.*

# C1INT: Listen to interest groups	
<b>Information</b>	[Type= discrete] [Format=numeric] [Range= 1-4] [Missing=*/-2/-1]
<b>Statistics [NW/ W]</b>	[Valid=373 /-] [Invalid=836 /-]
<b>Pre-question</b>	C.1. Several factors might influence MPs when they are considering important bills. Who should members listen to when deciding how to vote?
<b>Literal question</b>	Interest groups
<b>Security</b>	Public










Value	Label	Cases	Percentage
1	Very important	50	13.4%
2	Fairly important	212	56.8%
3	Not very important	95	25.5%
4	Not at all	16	4.3%
-2	blank	42	
-1	nonrespondent	794	

*Warning: these figures indicate the number of cases found in the data file. They cannot be interpreted as summary statistics of the population of interest.*

# C1OWNVW: Listen to their own views	
<b>Information</b>	[Type= discrete] [Format=numeric] [Range= 1-4] [Missing=*/-2/-1]
<b>Statistics [NW/ W]</b>	[Valid=381 /-] [Invalid=828 /-]
<b>Pre-question</b>	C.1. Several factors might influence MPs when they are considering important bills. Who should members listen to when deciding how to vote?
<b>Literal question</b>	Their own views
<b>Security</b>	Public

Value	Label	Cases	Percentage
1	Very important	177	46.5%
2	Fairly important	165	43.3%
3	Not very important	29	7.6%
4	Not at all	10	2.6%
-2	blank	34	

<b># C1OWNVW: Listen to their own views</b>			
<b>Value</b>	<b>Label</b>	<b>Cases</b>	<b>Percentage</b>
-1	nonrespondent	794	
<i>Warning: these figures indicate the number of cases found in the data file. They cannot be interpreted as summary statistics of the population of interest.</i>			
<b># C1MSMD: Listen to the mass media</b>			
<b>Information</b>	[Type= discrete] [Format=numeric] [Range= 1-4] [Missing=*/-2/-1]		
<b>Statistics [NW/ W]</b>	[Valid=374 /-] [Invalid=835 /-]		
<b>Pre-question</b>	C.1. Several factors might influence MPs when they are considering important bills. Who should members listen to when deciding how to vote?		
<b>Literal question</b>	The mass media		
<b>Security</b>	Public		
<b>Value</b>	<b>Label</b>	<b>Cases</b>	<b>Percentage</b>
1	Very important	9	2.4%
2	Fairly important	54	14.4%
3	Not very important	163	43.6%
4	Not at all	148	39.6%
-2	blank	41	
-1	nonrespondent	794	
<i>Warning: these figures indicate the number of cases found in the data file. They cannot be interpreted as summary statistics of the population of interest.</i>			
<b># C1PARLD: Listen to parliamentary debate</b>			
<b>Information</b>	[Type= discrete] [Format=numeric] [Range= 1-4] [Missing=*/-2/-1]		
<b>Statistics [NW/ W]</b>	[Valid=375 /-] [Invalid=834 /-]		
<b>Pre-question</b>	C.1. Several factors might influence MPs when they are considering important bills. Who should members listen to when deciding how to vote?		
<b>Literal question</b>	Parliamentary debate		
<b>Security</b>	Public		
<b>Value</b>	<b>Label</b>	<b>Cases</b>	<b>Percentage</b>
1	Very important	58	15.5%
2	Fairly important	147	39.2%
3	Not very important	118	31.5%
4	Not at all	52	13.9%
-2	blank	40	
-1	nonrespondent	794	
<i>Warning: these figures indicate the number of cases found in the data file. They cannot be interpreted as summary statistics of the population of interest.</i>			
<b># C2SPKPL: Speaking in Parliament</b>			
<b>Information</b>	[Type= discrete] [Format=numeric] [Range= 1-4] [Missing=*/-2/-1]		
<b>Statistics [NW/ W]</b>	[Valid=384 /-] [Invalid=825 /-]		
<b>Pre-question</b>	C.2. In your view, how important are the following aspects of an MP's job?		
<b>Literal question</b>	Speaking in the Parliament		
<b>Security</b>	Public		
<b>Value</b>	<b>Label</b>	<b>Cases</b>	<b>Percentage</b>
1	Very important	86	22.4%
2	Fairly important	202	52.6%

<b># C2SPKPL: Speaking in Parliament</b>			
<b>Value</b>	<b>Label</b>	<b>Cases</b>	<b>Percentage</b>
3	Not very important	85	 22.1%
4	Not at all important	11	 2.9%
-2	blank	31	
-1	nonrespondent	794	
<i>Warning: these figures indicate the number of cases found in the data file. They cannot be interpreted as summary statistics of the population of interest.</i>			
<b># C2HELP: Help constituents with problems</b>			
<b>Information</b>	[Type= discrete] [Format=numeric] [Range= 1-4] [Missing=*/-2/-1]		
<b>Statistics [NW/ W]</b>	[Valid=388 /-] [Invalid=821 /-]		
<b>Pre-question</b>	C.2. In your view, how important are the following aspects of an MP's job?		
<b>Literal question</b>	Helping constituents with their problems		
<b>Security</b>	Public		
<b>Value</b>	<b>Label</b>	<b>Cases</b>	<b>Percentage</b>
1	Very important	301	 77.6%
2	Fairly important	79	 20.4%
3	Not very important	8	 2.1%
4	Not at all important	0	
-2	blank	27	
-1	nonrespondent	794	
<i>Warning: these figures indicate the number of cases found in the data file. They cannot be interpreted as summary statistics of the population of interest.</i>			
<b># C2PARFUN: Attend local party functions</b>			
<b>Information</b>	[Type= discrete] [Format=numeric] [Range= 1-4] [Missing=*/-2/-1]		
<b>Statistics [NW/ W]</b>	[Valid=384 /-] [Invalid=825 /-]		
<b>Pre-question</b>	C.2. In your view, how important are the following aspects of an MP's job?		
<b>Literal question</b>	Attending local party functions		
<b>Security</b>	Public		
<b>Value</b>	<b>Label</b>	<b>Cases</b>	<b>Percentage</b>
1	Very important	80	 20.8%
2	Fairly important	215	 56.0%
3	Not very important	76	 19.8%
4	Not at all important	13	 3.4%
-2	blank	31	
-1	nonrespondent	794	
<i>Warning: these figures indicate the number of cases found in the data file. They cannot be interpreted as summary statistics of the population of interest.</i>			
<b># C2COMM: Parliamentary committee work</b>			
<b>Information</b>	[Type= discrete] [Format=numeric] [Range= 1-4] [Missing=*/-2/-1]		
<b>Statistics [NW/ W]</b>	[Valid=383 /-] [Invalid=826 /-]		
<b>Pre-question</b>	C.2. In your view, how important are the following aspects of an MP's job?		
<b>Literal question</b>	Parliamentary committee work		
<b>Security</b>	Public		
<b>Value</b>	<b>Label</b>	<b>Cases</b>	<b>Percentage</b>

<b># C2COMM: Parliamentary committee work</b>			
<b>Value</b>	<b>Label</b>	<b>Cases</b>	<b>Percentage</b>
1	Very important	136	35.5%
2	Fairly important	212	55.4%
3	Not very important	28	7.3%
4	Not at all important	7	1.8%
-2	blank	32	
-1	nonrespondent	794	
<i>Warning: these figures indicate the number of cases found in the data file. They cannot be interpreted as summary statistics of the population of interest.</i>			
<b># C2REPRI: Representing regional interests</b>			
<b>Information</b>	[Type= discrete] [Format=numeric] [Range= 1-4] [Missing=*/-2/-1]		
<b>Statistics [NW/ W]</b>	[Valid=385 /-] [Invalid=824 /-]		
<b>Pre-question</b>	C.2. In your view, how important are the following aspects of an MP's job?		
<b>Literal question</b>	Representing regional interests		
<b>Security</b>	Public		
<b>Value</b>	<b>Label</b>	<b>Cases</b>	<b>Percentage</b>
1	Very important	157	40.8%
2	Fairly important	175	45.5%
3	Not very important	46	11.9%
4	Not at all important	7	1.8%
-2	blank	30	
-1	nonrespondent	794	
<i>Warning: these figures indicate the number of cases found in the data file. They cannot be interpreted as summary statistics of the population of interest.</i>			
<b># C2SUPPL: Supporting party leadership</b>			
<b>Information</b>	[Type= discrete] [Format=numeric] [Range= 1-4] [Missing=*/-2/-1]		
<b>Statistics [NW/ W]</b>	[Valid=379 /-] [Invalid=830 /-]		
<b>Pre-question</b>	C.2. In your view, how important are the following aspects of an MP's job?		
<b>Literal question</b>	Supporting the party leadership		
<b>Security</b>	Public		
<b>Value</b>	<b>Label</b>	<b>Cases</b>	<b>Percentage</b>
1	Very important	81	21.4%
2	Fairly important	193	50.9%
3	Not very important	86	22.7%
4	Not at all important	19	5.0%
-2	blank	36	
-1	nonrespondent	794	
<i>Warning: these figures indicate the number of cases found in the data file. They cannot be interpreted as summary statistics of the population of interest.</i>			
<b># C2DEVPOL: Developing party policy</b>			
<b>Information</b>	[Type= discrete] [Format=numeric] [Range= 1-4] [Missing=*/-2/-1]		
<b>Statistics [NW/ W]</b>	[Valid=388 /-] [Invalid=821 /-]		
<b>Pre-question</b>	C.2. In your view, how important are the following aspects of an MP's job?		
<b>Literal question</b>	Developing party policy		















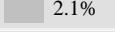


<b># C2DEVPOL: Developing party policy</b>			
<b>Security</b>	Public		
<b>Value</b>	<b>Label</b>	<b>Cases</b>	<b>Percentage</b>
1	Very important	217	55.9%
2	Fairly important	152	39.2%
3	Not very important	18	4.6%
4	Not at all important	1	0.3%
-2	blank	27	
-1	nonrespondent	794	
<i>Warning: these figures indicate the number of cases found in the data file. They cannot be interpreted as summary statistics of the population of interest.</i>			
<b># C2VOT: Voting with party</b>			
<b>Information</b>	[Type= discrete] [Format=numeric] [Range= 1-4] [Missing=*/-2/-1]		
<b>Statistics [NW/ W]</b>	[Valid=384 /-] [Invalid=825 /-]		
<b>Pre-question</b>	C.2. In your view, how important are the following aspects of an MP's job?		
<b>Literal question</b>	Voting with the party in Parliament		
<b>Security</b>	Public		
<b>Value</b>	<b>Label</b>	<b>Cases</b>	<b>Percentage</b>
1	Very important	115	29.9%
2	Fairly important	178	46.4%
3	Not very important	65	16.9%
4	Not at all important	26	6.8%
-2	blank	31	
-1	nonrespondent	794	
<i>Warning: these figures indicate the number of cases found in the data file. They cannot be interpreted as summary statistics of the population of interest.</i>			
<b># C2PRESS: Being covered by press and TV</b>			
<b>Information</b>	[Type= discrete] [Format=numeric] [Range= 1-4] [Missing=*/-2/-1]		
<b>Statistics [NW/ W]</b>	[Valid=386 /-] [Invalid=823 /-]		
<b>Pre-question</b>	C.2. In your view, how important are the following aspects of an MP's job?		
<b>Literal question</b>	Being covered by press and TV		
<b>Security</b>	Public		
<b>Value</b>	<b>Label</b>	<b>Cases</b>	<b>Percentage</b>
1	Very important	84	21.8%
2	Fairly important	192	49.7%
3	Not very important	86	22.3%
4	Not at all important	24	6.2%
-2	blank	29	
-1	nonrespondent	794	
<i>Warning: these figures indicate the number of cases found in the data file. They cannot be interpreted as summary statistics of the population of interest.</i>			
<b># C2COMFUN: Attending community functions</b>			
<b>Information</b>	[Type= discrete] [Format=numeric] [Range= 1-4] [Missing=*/-2/-1]		
<b>Statistics [NW/ W]</b>	[Valid=387 /-] [Invalid=822 /-]		
<b>Pre-question</b>	C.2. In your view, how important are the following aspects of an MP's job?		

<b># C2COMFUN: Attending community functions</b>			
<b>Literal question</b>	Attending local community functions		
<b>Security</b>	Public		
<b>Value</b>	<b>Label</b>	<b>Cases</b>	<b>Percentage</b>
1	Very important	173	44.7%
2	Fairly important	187	48.3%
3	Not very important	26	6.7%
4	Not at all important	1	0.3%
-2	blank	28	
-1	nonrespondent	794	
<i>Warning: these figures indicate the number of cases found in the data file. They cannot be interpreted as summary statistics of the population of interest.</i>			
<b># C2REPEL: Representing electorate in Parliament</b>			
<b>Information</b>	[Type= discrete] [Format=numeric] [Range= 1-4] [Missing=*/-2/-1]		
<b>Statistics [NW/ W]</b>	[Valid=388 /-] [Invalid=821 /-]		
<b>Pre-question</b>	C.2. In your view, how important are the following aspects of an MP's job?		
<b>Literal question</b>	Representing the electorate in Parliament		
<b>Security</b>	Public		
<b>Value</b>	<b>Label</b>	<b>Cases</b>	<b>Percentage</b>
1	Very important	303	78.1%
2	Fairly important	77	19.8%
3	Not very important	8	2.1%
4	Not at all important	0	
-2	blank	27	
-1	nonrespondent	794	
<i>Warning: these figures indicate the number of cases found in the data file. They cannot be interpreted as summary statistics of the population of interest.</i>			
<b># C2WORINT: Working with interest groups</b>			
<b>Information</b>	[Type= discrete] [Format=numeric] [Range= 1-4] [Missing=*/-2/-1]		
<b>Statistics [NW/ W]</b>	[Valid=387 /-] [Invalid=822 /-]		
<b>Pre-question</b>	C.2. In your view, how important are the following aspects of an MP's job?		
<b>Literal question</b>	Working with interest groups		
<b>Security</b>	Public		
<b>Value</b>	<b>Label</b>	<b>Cases</b>	<b>Percentage</b>
1	Very important	92	23.8%
2	Fairly important	250	64.6%
3	Not very important	41	10.6%
4	Not at all important	4	1.0%
-2	blank	28	
-1	nonrespondent	794	
<i>Warning: these figures indicate the number of cases found in the data file. They cannot be interpreted as summary statistics of the population of interest.</i>			
<b># C2DEFPOL: Defending party policy</b>			
<b>Information</b>	[Type= discrete] [Format=numeric] [Range= 1-4] [Missing=*/-2/-1]		
<b>Statistics [NW/ W]</b>	[Valid=385 /-] [Invalid=824 /-]		

<b># C2DEFPOL: Defending party policy</b>			
<b>Pre-question</b>	C.2. In your view, how important are the following aspects of an MP's job?		
<b>Literal question</b>	Defending party policy		
<b>Security</b>	Public		
<b>Value</b>	<b>Label</b>	<b>Cases</b>	<b>Percentage</b>
1	Very important	114	29.6%
2	Fairly important	210	54.5%
3	Not very important	51	13.2%
4	Not at all important	10	2.6%
-2	blank	30	
-1	nonrespondent	794	













*Warning: these figures indicate the number of cases found in the data file. They cannot be interpreted as summary statistics of the population of interest.*



<b># C3: Views about politicians</b>			
<b>Information</b>	[Type= discrete] [Format=numeric] [Range= 1-2] [Missing=*/-2/-1]		
<b>Statistics [NW/ W]</b>	[Valid=371 /-] [Invalid=838 /-]		
<b>Literal question</b>	C.3. Which of the following two statements comes closest to your views about politicians?<ol><li value=1>Politicians should spend more time listening to the views of ordinary people</li><li value=2>Politicians should rely more on their own judgement, instead of on public opinion</li></ol>		
<b>Security</b>	Public		
<b>Value</b>	<b>Label</b>	<b>Cases</b>	<b>Percentage</b>
1	More time listening	318	 85.7%
2	Rely own judgement	53	 14.3%
-2	blank	44	
-1	nonrespondent	794	
<i>Warning: these figures indicate the number of cases found in the data file. They cannot be interpreted as summary statistics of the population of interest.</i>			
<b># C4: Left-right position</b>			
<b>Information</b>	[Type= discrete] [Format=numeric] [Range= 1-55] [Missing=*/-2/-1]		
<b>Statistics [NW/ W]</b>	[Valid=374 /-] [Invalid=835 /-]		
<b>Literal question</b>	C.4. Generally speaking, where would you place your political views on this left-right scale?		
<b>Security</b>	Public		
<b>Value</b>	<b>Label</b>	<b>Cases</b>	<b>Percentage</b>
1	Left	18	 4.8%
2		26	 7.0%
3		62	 16.6%
4		61	 16.3%
5		38	 10.2%
6		53	 14.2%
7		57	 15.2%
8		32	 8.6%
9		11	 2.9%
10	Right	3	 0.8%
55	Midpoint	13	 3.5%
-2	blank	41	
-1	nonrespondent	794	
<i>Warning: these figures indicate the number of cases found in the data file. They cannot be interpreted as summary statistics of the population of interest.</i>			
<b># C5: Electorate left-right position</b>			
<b>Information</b>	[Type= discrete] [Format=numeric] [Range= 1-55] [Missing=*/-2/-1]		
<b>Statistics [NW/ W]</b>	[Valid=373 /-] [Invalid=836 /-]		
<b>Literal question</b>	C.5. And where would you place the political views of your electorate on this scale?		
<b>Security</b>	Public		
<b>Value</b>	<b>Label</b>	<b>Cases</b>	<b>Percentage</b>
1	Left	2	 0.5%
2		8	 2.1%
3		25	 6.7%
4		42	 11.3%

<b># C5: Electorate left-right position</b>			
<b>Value</b>	<b>Label</b>	<b>Cases</b>	<b>Percentage</b>
5		77	20.6%
6		68	18.2%
7		67	18.0%
8		45	12.1%
9		15	4.0%
10	Right	15	4.0%
55	Midpoint	9	2.4%
-2	blank	42	
-1	nonrespondent	794	
<i>Warning: these figures indicate the number of cases found in the data file. They cannot be interpreted as summary statistics of the population of interest.</i>			
<b># C6AACT1: Speaking at public meetings</b>			
<b>Information</b>	[Type= discrete] [Format=numeric] [Range= 1-6] [Missing=*/-2/-1]		
<b>Statistics [NW/ W]</b>	[Valid=100 /-] [Invalid=1109 /-]		
<b>Pre-question</b>	For current or past House of Representatives or Senate members only. Other candidates please go to Section D. C.6. We are interested in the amount of time you spent (or used to spend, if past member) in your electorate and in what you do there. a. First, thinking back over the past year, about how many hours per month did you usually devote to the following activities within your electorate?		
<b>Literal question</b>	Speaking at public meetings		
<b>Security</b>	Public		
<b>Value</b>	<b>Label</b>	<b>Cases</b>	<b>Percentage</b>
1	None	7	7.0%
2	Upto 5 hours	44	44.0%
3	From 5 to 10 hours	21	21.0%
4	From 11 to 15 hours	18	18.0%
5	From 16 to 20 hours	5	5.0%
6	More than 20 hours	5	5.0%
-2	blank	315	
-1	nonrespondent	794	
<i>Warning: these figures indicate the number of cases found in the data file. They cannot be interpreted as summary statistics of the population of interest.</i>			
<b># C6AACT2: Attending local community functions</b>			
<b>Information</b>	[Type= discrete] [Format=numeric] [Range= 1-6] [Missing=*/-2/-1]		
<b>Statistics [NW/ W]</b>	[Valid=101 /-] [Invalid=1108 /-]		
<b>Pre-question</b>	For current or past House of Representatives or Senate members only. Other candidates please go to Section D. C.6. We are interested in the amount of time you spent (or used to spend, if past member) in your electorate and in what you do there. a. First, thinking back over the past year, about how many hours per month did you usually devote to the following activities within your electorate?		
<b>Literal question</b>	Attending local community functions		
<b>Security</b>	Public		
<b>Value</b>	<b>Label</b>	<b>Cases</b>	<b>Percentage</b>
1	None	4	4.0%
2	Up to 5 hours	18	17.8%
3	From 5 to 10 hours	18	17.8%
4	From 11 to 15 hours	9	8.9%

<b># C6AACT2: Attending local community functions</b>			
<b>Value</b>	<b>Label</b>	<b>Cases</b>	<b>Percentage</b>
5	From 16 to 20 hours	20	19.8%
6	More than 20 hours	32	31.7%
-2	blank	314	
-1	nonrespondent	794	
<i>Warning: these figures indicate the number of cases found in the data file. They cannot be interpreted as summary statistics of the population of interest.</i>			
<b># C6AACT3: Party fund-raising</b>			
<b>Information</b>	[Type= discrete] [Format=numeric] [Range= 1-6] [Missing=*/-2/-1]		
<b>Statistics [NW/ W]</b>	[Valid=101 /-] [Invalid=1108 /-]		
<b>Pre-question</b>	For current or past House of Representatives or Senate members only. Other candidates please go to Section D. C.6. We are interested in the amount of time you spent (or used to spend, if past member) in your electorate and in what you do there. a. First, thinking back over the past year, about how many hours per month did you usually devote to the following activities within your electorate?		
<b>Literal question</b>	Party fund-raising		
<b>Security</b>	Public		
<b>Value</b>	<b>Label</b>	<b>Cases</b>	<b>Percentage</b>
1	None	25	24.8%
2	Up to 5 hours	52	51.5%
3	From 5 to 10 hours	10	9.9%
4	From 11 to 15 hours	5	5.0%
5	From 16 to 20 hours	6	5.9%
6	More than 20 hours	3	3.0%
-2	blank	314	
-1	nonrespondent	794	
<i>Warning: these figures indicate the number of cases found in the data file. They cannot be interpreted as summary statistics of the population of interest.</i>			
<b># C6AACT4: Dealing with constituents problems</b>			
<b>Information</b>	[Type= discrete] [Format=numeric] [Range= 1-6] [Missing=*/-2/-1]		
<b>Statistics [NW/ W]</b>	[Valid=101 /-] [Invalid=1108 /-]		
<b>Pre-question</b>	For current or past House of Representatives or Senate members only. Other candidates please go to Section D. C.6. We are interested in the amount of time you spent (or used to spend, if past member) in your electorate and in what you do there. a. First, thinking back over the past year, about how many hours per month did you usually devote to the following activities within your electorate?		
<b>Literal question</b>	Dealing with constituents problems		
<b>Security</b>	Public		
<b>Value</b>	<b>Label</b>	<b>Cases</b>	<b>Percentage</b>
1	None	2	2.0%
2	Up to 5 hours	13	12.9%
3	From 5 to 10 hours	7	6.9%
4	From 11 to 15 hours	12	11.9%
5	From 16 to 20 hours	16	15.8%
6	More than 20 hours	51	50.5%
-2	blank	314	
-1	nonrespondent	794	
<i>Warning: these figures indicate the number of cases found in the data file. They cannot be interpreted as summary statistics of the population of interest.</i>			

<b># C6AACT5: Attending party meetings</b>			
<b>Information</b>	[Type= discrete] [Format=numeric] [Range= 1-6] [Missing=*/-2/-1]		
<b>Statistics [NW/ W]</b>	[Valid=102 /-] [Invalid=1107 /-]		
<b>Pre-question</b>	For current or past House of Representatives or Senate members only. Other candidates please go to Section D. C.6. We are interested in the amount of time you spent (or used to spend, if past member) in your electorate and in what you do there. a. First, thinking back over the past year, about how many hours per month did you usually devote to the following activities within your electorate?		
<b>Literal question</b>	Attending party meetings		
<b>Security</b>	Public		
<b>Value</b>	<b>Label</b>	<b>Cases</b>	<b>Percentage</b>
1	None	4	 3.9%
2	Up to 5 hours	28	 27.5%
3	From 5 to 10 hours	29	 28.4%
4	From 11 to 15 hours	18	 17.6%
5	From 16 to 20 hours	8	 7.8%
6	More than 20 hours	15	 14.7%
-2	blank	313	
-1	nonrespondent	794	
<i>Warning: these figures indicate the number of cases found in the data file. They cannot be interpreted as summary statistics of the population of interest.</i>			
<b># C6AACT6: Travelling to Canberra</b>			
<b>Information</b>	[Type= discrete] [Format=numeric] [Range= 1-6] [Missing=*/-2/-1]		
<b>Statistics [NW/ W]</b>	[Valid=99 /-] [Invalid=1110 /-]		
<b>Pre-question</b>	For current or past House of Representatives or Senate members only. Other candidates please go to Section D. C.6. We are interested in the amount of time you spent (or used to spend, if past member) in your electorate and in what you do there. a. First, thinking back over the past year, about how many hours per month did you usually devote to the following activities within your electorate?		
<b>Literal question</b>	Travelling between your electorate and Canberra		
<b>Security</b>	Public		
<b>Value</b>	<b>Label</b>	<b>Cases</b>	<b>Percentage</b>
1	None	11	 11.1%
2	Up to 5 hours	5	 5.1%
3	From 5 to 10 hours	11	 11.1%
4	From 11 to 15 hours	20	 20.2%
5	From 16 to 20 hours	17	 17.2%
6	More than 20 hours	35	 35.4%
-2	blank	316	
-1	nonrespondent	794	
<i>Warning: these figures indicate the number of cases found in the data file. They cannot be interpreted as summary statistics of the population of interest.</i>			
<b># C6B: Maintain electoral office</b>			
<b>Information</b>	[Type= discrete] [Format=numeric] [Range= 1-4] [Missing=*/-2/-1]		
<b>Statistics [NW/ W]</b>	[Valid=102 /-] [Invalid=1107 /-]		
<b>Pre-question</b>	For current or past House of Representatives or Senate members only. Other candidates please go to Section D.		
<b>Literal question</b>	b. Did you maintain an electoral office over the past year? Apart from during the election campaign, how many staff do (or did) you normally employ there?<ol><li value=1>Did not maintain electoral office</li><li value=2>Maintained electoral office, employed one (full-time equivalent) staff member</li><li value=3>Maintained electoral office, employed two		













<b># C6B: Maintain electoral office</b>			
	(full-time equivalent) staff members</li><li value=4>Maintained electoral office, employed more than two (full-time equivalent) staff members</li></ol>		
<b>Security</b>	Public		
<b>Value</b>	<b>Label</b>	<b>Cases</b>	<b>Percentage</b>
1	Did not have office	16	15.7%
2	Office, 1 staff	2	2.0%
3	Office, 2 staff	6	5.9%
4	Office, > 2 staff	78	76.5%
-2	blank	313	
-1	nonrespondent	794	
<i>Warning: these figures indicate the number of cases found in the data file. They cannot be interpreted as summary statistics of the population of interest.</i>			
<b># C6CCONS: Constituents problems received/week</b>			
<b>Information</b>	[Type= discrete] [Format=numeric] [Range= 1-6] [Missing=*/-2/-1]		
<b>Statistics [NW/ W]</b>	[Valid=97 /-] [Invalid=1112 /-]		
<b>Pre-question</b>	For current or past House of Representatives or Senate members only. Other candidates please go to Section D.		
<b>Literal question</b>	c. Again thinking back over the past year, about how many constituents problems would you receive in total in an average week?		
<b>Security</b>	Public		
<b>Value</b>	<b>Label</b>	<b>Cases</b>	<b>Percentage</b>
1	Less than 10	13	13.4%
2	Between 10 and 25	19	19.6%
3	Between 25 and 50	25	25.8%
4	Between 50 and 100	27	27.8%
5	Between 100 and 200	11	11.3%
6	More than 200	2	2.1%
-2	blank	318	
-1	nonrespondent	794	
<i>Warning: these figures indicate the number of cases found in the data file. They cannot be interpreted as summary statistics of the population of interest.</i>			
<b># C6CINQ: Other inquiries received/week</b>			
<b>Information</b>	[Type= discrete] [Format=numeric] [Range= 1-6] [Missing=*/-2/-1]		
<b>Statistics [NW/ W]</b>	[Valid=96 /-] [Invalid=1113 /-]		
<b>Pre-question</b>	For current or past House of Representatives or Senate members only. Other candidates please go to Section D.		
<b>Literal question</b>	And excluding constituents about how many other inquiries would you receive in total in an average week?		
<b>Security</b>	Public		
<b>Value</b>	<b>Label</b>	<b>Cases</b>	<b>Percentage</b>
1	Less than 10	12	12.5%
2	Between 10 and 25	20	20.8%
3	Between 25 and 50	36	37.5%
4	Between 50 and 100	15	15.6%
5	Between 100 and 200	8	8.3%
6	More than 200	5	5.2%
-2	blank	319	
-1	nonrespondent	794	

<b># C6CINQ: Other inquiries received/week</b>			
<i>Warning: these figures indicate the number of cases found in the data file. They cannot be interpreted as summary statistics of the population of interest.</i>			
<b># D1FAM: Family life important problem</b>			
<b>Information</b>	[Type= discrete] [Format=numeric] [Range= 1-4] [Missing=*/-2/-1]		
<b>Statistics [NW/ W]</b>	[Valid=169 /-] [Invalid=1040 /-]		
<b>Pre-question</b>	D.1. From the following list, in order of importance what would you say are the four most important problems facing the country? (Circle one number in each column).		
<b>Literal question</b>	Family life		
<b>Security</b>	Public		
<b>Value</b>	<b>Label</b>	<b>Cases</b>	<b>Percentage</b>
1	First	58	34.3%
2	Second	41	24.3%
3	Third	31	18.3%
4	Fourth	39	23.1%
-2	blank	246	
-1	nonrespondent	794	
<i>Warning: these figures indicate the number of cases found in the data file. They cannot be interpreted as summary statistics of the population of interest.</i>			
<b># D1HCARE: Child care important problem</b>			
<b>Information</b>	[Type= discrete] [Format=numeric] [Range= 1-4] [Missing=*/-2/-1]		
<b>Statistics [NW/ W]</b>	[Valid=76 /-] [Invalid=1133 /-]		
<b>Pre-question</b>	D.1. From the following list, in order of importance what would you say are the four most important problems facing the country? (Circle one number in each column).		
<b>Literal question</b>	Child care		
<b>Security</b>	Public		
<b>Value</b>	<b>Label</b>	<b>Cases</b>	<b>Percentage</b>
1	First	12	15.8%
2	Second	21	27.6%
3	Third	34	44.7%
4	Fourth	9	11.8%
-2	blank	339	
-1	nonrespondent	794	
<i>Warning: these figures indicate the number of cases found in the data file. They cannot be interpreted as summary statistics of the population of interest.</i>			
<b># D1EQOPP: Equal employment important problem</b>			
<b>Information</b>	[Type= discrete] [Format=numeric] [Range= 1-4] [Missing=*/-2/-1]		
<b>Statistics [NW/ W]</b>	[Valid=95 /-] [Invalid=1114 /-]		
<b>Pre-question</b>	D.1. From the following list, in order of importance what would you say are the four most important problems facing the country? (Circle one number in each column).		
<b>Literal question</b>	Equal employment opportunities		
<b>Security</b>	Public		
<b>Value</b>	<b>Label</b>	<b>Cases</b>	<b>Percentage</b>
1	First	11	11.6%
2	Second	25	26.3%
3	Third	38	40.0%

<b># D1EQOPP: Equal employment important problem</b>			
Value	Label	Cases	Percentage
4	Fourth	21	22.1%
-2	blank	320	
-1	nonrespondent	794	
<i>Warning: these figures indicate the number of cases found in the data file. They cannot be interpreted as summary statistics of the population of interest.</i>			
<b># D1DEF: Defence important problem</b>			
<b>Information</b>	[Type= discrete] [Format=numeric] [Range= 1-4] [Missing=*/-2/-1]		
<b>Statistics [NW/ W]</b>	[Valid=77 /-] [Invalid=1132 /-]		
<b>Pre-question</b>	D.1. From the following list, in order of importance what would you say are the four most important problems facing the country? (Circle one number in each column).		
<b>Literal question</b>	Defence		
<b>Security</b>	Public		
Value	Label	Cases	Percentage
1	First	10	13.0%
2	Second	11	14.3%
3	Third	24	31.2%
4	Fourth	32	41.6%
-2	blank	338	
-1	nonrespondent	794	
<i>Warning: these figures indicate the number of cases found in the data file. They cannot be interpreted as summary statistics of the population of interest.</i>			
<b># D1ECON: Economy important problem</b>			
<b>Information</b>	[Type= discrete] [Format=numeric] [Range= 1-4] [Missing=*/-2/-1]		
<b>Statistics [NW/ W]</b>	[Valid=322 /-] [Invalid=887 /-]		
<b>Pre-question</b>	D.1. From the following list, in order of importance what would you say are the four most important problems facing the country? (Circle one number in each column).		
<b>Literal question</b>	The economy		
<b>Security</b>	Public		
Value	Label	Cases	Percentage
1	First	156	48.4%
2	Second	93	28.9%
3	Third	50	15.5%
4	Fourth	23	7.1%
-2	blank	93	
-1	nonrespondent	794	
<i>Warning: these figures indicate the number of cases found in the data file. They cannot be interpreted as summary statistics of the population of interest.</i>			
<b># D1HEALTH: Health care important problem</b>			
<b>Information</b>	[Type= discrete] [Format=numeric] [Range= 1-4] [Missing=*/-2/-1]		
<b>Statistics [NW/ W]</b>	[Valid=203 /-] [Invalid=1006 /-]		
<b>Pre-question</b>	D.1. From the following list, in order of importance what would you say are the four most important problems facing the country? (Circle one number in each column).		
<b>Literal question</b>	Health care		
<b>Security</b>	Public		

<b># D1HEALTH: Health care important problem</b>			
Value	Label	Cases	Percentage
1	First	44	21.7%
2	Second	54	26.6%
3	Third	65	32.0%
4	Fourth	40	19.7%
-2	blank	212	
-1	nonrespondent	794	
<i>Warning: these figures indicate the number of cases found in the data file. They cannot be interpreted as summary statistics of the population of interest.</i>			
<b># D1ENVM: Environment important problem</b>			
<b>Information</b>	[Type= discrete] [Format=numeric] [Range= 1-4] [Missing=*/-2/-1]		
<b>Statistics [NW/ W]</b>	[Valid=242 /-] [Invalid=967 /-]		
<b>Pre-question</b>	D.1. From the following list, in order of importance what would you say are the four most important problems facing the country? (Circle one number in each column).		
<b>Literal question</b>	The environment		
<b>Security</b>	Public		
Value	Label	Cases	Percentage
1	First	77	31.8%
2	Second	64	26.4%
3	Third	48	19.8%
4	Fourth	53	21.9%
-2	blank	173	
-1	nonrespondent	794	
<i>Warning: these figures indicate the number of cases found in the data file. They cannot be interpreted as summary statistics of the population of interest.</i>			
<b># D1FORREL: Foreign relations important problem</b>			
<b>Information</b>	[Type= discrete] [Format=numeric] [Range= 1-4] [Missing=*/-2/-1]		
<b>Statistics [NW/ W]</b>	[Valid=96 /-] [Invalid=1113 /-]		
<b>Pre-question</b>	D.1. From the following list, in order of importance what would you say are the four most important problems facing the country? (Circle one number in each column).		
<b>Literal question</b>	Relations with other nations		
<b>Security</b>	Public		
Value	Label	Cases	Percentage
1	First	9	9.4%
2	Second	21	21.9%
3	Third	30	31.2%
4	Fourth	36	37.5%
-2	blank	319	
-1	nonrespondent	794	
<i>Warning: these figures indicate the number of cases found in the data file. They cannot be interpreted as summary statistics of the population of interest.</i>			
<b># D1EDUC: Education &amp; training important problem</b>			
<b>Information</b>	[Type= discrete] [Format=numeric] [Range= 1-4] [Missing=*/-2/-1]		
<b>Statistics [NW/ W]</b>	[Valid=216 /-] [Invalid=993 /-]		
<b>Pre-question</b>	D.1. From the following list, in order of importance what would you say are the four most important problems facing the country? (Circle one number in each column).		



<b># D1EDUC: Education &amp; training important problem</b>			
<b>Literal question</b>	Education and training		
<b>Security</b>	Public		
<b>Value</b>	<b>Label</b>	<b>Cases</b>	<b>Percentage</b>
1	First	46	 21.3%
2	Second	53	 24.5%
3	Third	60	 27.8%
4	Fourth	57	 26.4%
-2	blank	199	
-1	nonrespondent	794	
<i>Warning: these figures indicate the number of cases found in the data file. They cannot be interpreted as summary statistics of the population of interest.</i>			
<b># D1IMMIG: Immigration/multicult. important problem</b>			
<b>Information</b>	[Type= discrete] [Format=numeric] [Range= 1-4] [Missing=*-/2/-1]		
<b>Statistics [NW/ W]</b>	[Valid=85 /-] [Invalid=1124 /-]		
<b>Pre-question</b>	D.1. From the following list, in order of importance what would you say are the four most important problems facing the country? (Circle one number in each column).		
<b>Literal question</b>	Immigration and multiculturalism		
<b>Security</b>	Public		
<b>Value</b>	<b>Label</b>	<b>Cases</b>	<b>Percentage</b>
1	First	8	 9.4%
2	Second	19	 22.4%
3	Third	34	 40.0%
4	Fourth	24	 28.2%
-2	blank	330	
-1	nonrespondent	794	
<i>Warning: these figures indicate the number of cases found in the data file. They cannot be interpreted as summary statistics of the population of interest.</i>			
<b># D1EMPL: Jobs/Employment important problem</b>			
<b>Information</b>	[Type= discrete] [Format=numeric] [Range= 1-4] [Missing=*-/2/-1]		
<b>Statistics [NW/ W]</b>	[Valid=355 /-] [Invalid=854 /-]		
<b>Pre-question</b>	D.1. From the following list, in order of importance what would you say are the four most important problems facing the country? (Circle one number in each column).		
<b>Literal question</b>	Jobs and employment		
<b>Security</b>	Public		
<b>Value</b>	<b>Label</b>	<b>Cases</b>	<b>Percentage</b>
1	First	211	 59.4%
2	Second	88	 24.8%
3	Third	35	 9.9%
4	Fourth	21	 5.9%
-2	blank	60	
-1	nonrespondent	794	
<i>Warning: these figures indicate the number of cases found in the data file. They cannot be interpreted as summary statistics of the population of interest.</i>			
<b># D1INNER: Inner cities important problem</b>			
<b>Information</b>	[Type= discrete] [Format=numeric] [Range= 1-4] [Missing=*-/2/-1]		

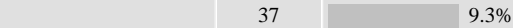









<b># D1INNER: Inner cities important problem</b>			
<b>Statistics [NW/ W]</b>	[Valid=79 /-] [Invalid=1130 /-]		
<b>Pre-question</b>	D.1. From the following list, in order of importance what would you say are the four most important problems facing the country? (Circle one number in each column).		
<b>Literal question</b>	Inner cities		
<b>Security</b>	Public		
<b>Value</b>	<b>Label</b>	<b>Cases</b>	<b>Percentage</b>
1	First	8	10.1%
2	Second	18	22.8%
3	Third	31	39.2%
4	Fourth	22	27.8%
-2	blank	336	
-1	nonrespondent	794	
<i>Warning: these figures indicate the number of cases found in the data file. They cannot be interpreted as summary statistics of the population of interest.</i>			
<b># D1RURAL: Rural economy important problem</b>			
<b>Information</b>	[Type= discrete] [Format=numeric] [Range= 1-4] [Missing=*/-2/-1]		
<b>Statistics [NW/ W]</b>	[Valid=132 /-] [Invalid=1077 /-]		
<b>Pre-question</b>	D.1. From the following list, in order of importance what would you say are the four most important problems facing the country? (Circle one number in each column).		
<b>Literal question</b>	The rural economy		
<b>Security</b>	Public		
<b>Value</b>	<b>Label</b>	<b>Cases</b>	<b>Percentage</b>
1	First	37	28.0%
2	Second	38	28.8%
3	Third	31	23.5%
4	Fourth	26	19.7%
-2	blank	283	
-1	nonrespondent	794	
<i>Warning: these figures indicate the number of cases found in the data file. They cannot be interpreted as summary statistics of the population of interest.</i>			
<b># D1DEFIC: Deficit important problem</b>			
<b>Information</b>	[Type= discrete] [Format=numeric] [Range= 1-4] [Missing=*/-2/-1]		
<b>Statistics [NW/ W]</b>	[Valid=156 /-] [Invalid=1053 /-]		
<b>Pre-question</b>	D.1. From the following list, in order of importance what would you say are the four most important problems facing the country? (Circle one number in each column).		
<b>Literal question</b>	The current account deficit		
<b>Security</b>	Public		
<b>Value</b>	<b>Label</b>	<b>Cases</b>	<b>Percentage</b>
1	First	42	26.9%
2	Second	44	28.2%
3	Third	32	20.5%
4	Fourth	38	24.4%
-2	blank	259	
-1	nonrespondent	794	
<i>Warning: these figures indicate the number of cases found in the data file. They cannot be interpreted as summary statistics of the population of interest.</i>			

<b># D2TAX: High tax makes less willing to work</b>			
<b>Information</b>	[Type= discrete] [Format=numeric] [Range= 1-5] [Missing=*/-2/-1]		
<b>Statistics [NW/ W]</b>	[Valid=407 /-] [Invalid=802 /-]		
<b>Pre-question</b>	D.2. Here are some statements about economic issues. Please say whether you strongly agree, agree, disagree or strongly disagree with each statement.		
<b>Literal question</b>	High income tax makes people less willing to work hard		
<b>Security</b>	Public		
<b>Value</b>	<b>Label</b>	<b>Cases</b>	<b>Percentage</b>
1	Strongly agree	93	22.9%
2	Agree	109	26.8%
3	Neither	51	12.5%
4	Disagree	107	26.3%
5	Strongly disagree	47	11.5%
-2	blank	8	
-1	nonrespondent	794	
<i>Warning: these figures indicate the number of cases found in the data file. They cannot be interpreted as summary statistics of the population of interest.</i>			
<b># D2REDPOV: More money spent on reducing poverty</b>			
<b>Information</b>	[Type= discrete] [Format=numeric] [Range= 1-5] [Missing=*/-2/-1]		
<b>Statistics [NW/ W]</b>	[Valid=402 /-] [Invalid=807 /-]		
<b>Pre-question</b>	D.2. Here are some statements about economic issues. Please say whether you strongly agree, agree, disagree or strongly disagree with each statement.		
<b>Literal question</b>	More money should be spent on reducing poverty		
<b>Security</b>	Public		
<b>Value</b>	<b>Label</b>	<b>Cases</b>	<b>Percentage</b>
1	Strongly agree	120	29.9%
2	Agree	160	39.8%
3	Neither	78	19.4%
4	Disagree	36	9.0%
5	Strongly disagree	8	2.0%
-2	blank	13	
-1	nonrespondent	794	
<i>Warning: these figures indicate the number of cases found in the data file. They cannot be interpreted as summary statistics of the population of interest.</i>			
<b># D2REGTU: Stricter regulation of trade unions</b>			
<b>Information</b>	[Type= discrete] [Format=numeric] [Range= 1-5] [Missing=*/-2/-1]		
<b>Statistics [NW/ W]</b>	[Valid=408 /-] [Invalid=801 /-]		
<b>Pre-question</b>	D.2. Here are some statements about economic issues. Please say whether you strongly agree, agree, disagree or strongly disagree with each statement.		
<b>Literal question</b>	There should be stricter laws to regulate the activities of trade unions		
<b>Security</b>	Public		
<b>Value</b>	<b>Label</b>	<b>Cases</b>	<b>Percentage</b>
1	Strongly agree	63	15.4%
2	Agree	99	24.3%
3	Neither	58	14.2%

<b># D2REGTU: Stricter regulation of trade unions</b>			
Value	Label	Cases	Percentage
4	Disagree	104	25.5%
5	Strongly disagree	84	20.6%
-2	blank	7	
-1	nonrespondent	794	
<i>Warning: these figures indicate the number of cases found in the data file. They cannot be interpreted as summary statistics of the population of interest.</i>			
<b># D2TUPOWR: Trade union power</b>			
<b>Information</b>	[Type= discrete] [Format=numeric] [Range= 1-5] [Missing=*/-2/-1]		
<b>Statistics [NW/ W]</b>	[Valid=406 /-] [Invalid=803 /-]		
<b>Pre-question</b>	D.2. Here are some statements about economic issues. Please say whether you strongly agree, agree, disagree or strongly disagree with each statement.		
<b>Literal question</b>	The trade unions in this country have too much power		
<b>Security</b>	Public		
Value	Label	Cases	Percentage
1	Strongly agree	90	22.2%
2	Agree	84	20.7%
3	Neither	52	12.8%
4	Disagree	89	21.9%
5	Strongly disagree	91	22.4%
-2	blank	9	
-1	nonrespondent	794	
<i>Warning: these figures indicate the number of cases found in the data file. They cannot be interpreted as summary statistics of the population of interest.</i>			
<b># D2BUSPWR: Big business power</b>			
<b>Information</b>	[Type= discrete] [Format=numeric] [Range= 1-5] [Missing=*/-2/-1]		
<b>Statistics [NW/ W]</b>	[Valid=410 /-] [Invalid=799 /-]		
<b>Pre-question</b>	D.2. Here are some statements about economic issues. Please say whether you strongly agree, agree, disagree or strongly disagree with each statement.		
<b>Literal question</b>	Big business in this country has too much power		
<b>Security</b>	Public		
Value	Label	Cases	Percentage
1	Strongly agree	116	28.3%
2	Agree	160	39.0%
3	Neither	78	19.0%
4	Disagree	51	12.4%
5	Strongly disagree	5	1.2%
-2	blank	5	
-1	nonrespondent	794	
<i>Warning: these figures indicate the number of cases found in the data file. They cannot be interpreted as summary statistics of the population of interest.</i>			
<b># D2EQUAL: Income &amp; wealth should be redistributed</b>			
<b>Information</b>	[Type= discrete] [Format=numeric] [Range= 1-5] [Missing=*/-2/-1]		
<b>Statistics [NW/ W]</b>	[Valid=405 /-] [Invalid=804 /-]		
<b>Pre-question</b>	D.2. Here are some statements about economic issues. Please say whether you strongly agree, agree, disagree or strongly disagree with each statement.		

<b># D2EQUAL: Income &amp; wealth should be redistributed</b>			
<b>Literal question</b>	Income and wealth should be redistributed towards ordinary working people		
<b>Security</b>	Public		
<b>Value</b>	<b>Label</b>	<b>Cases</b>	<b>Percentage</b>
1	Strongly agree	100	24.7%
2	Agree	144	35.6%
3	Neither	82	20.2%
4	Disagree	56	13.8%
5	Strongly disagree	23	5.7%
-2	blank	10	
-1	nonrespondent	794	
<i>Warning: these figures indicate the number of cases found in the data file. They cannot be interpreted as summary statistics of the population of interest.</i>			
<b># D3: Employee control of industry</b>			
<b>Information</b>	[Type= discrete] [Format=numeric] [Range= 1-3] [Missing=*/-2/-1]		
<b>Statistics [NW/ W]</b>	[Valid=395 /-] [Invalid=814 /-]		
<b>Literal question</b>	D.3. On the whole, would you like to see more or less employee control of industry, or about the same amount as now?		
<b>Security</b>	Public		
<b>Value</b>	<b>Label</b>	<b>Cases</b>	<b>Percentage</b>
1	More employee cont	265	67.1%
2	About same as now	98	24.8%
3	Less employee cont	32	8.1%
-2	blank	20	
-1	nonrespondent	794	
<i>Warning: these figures indicate the number of cases found in the data file. They cannot be interpreted as summary statistics of the population of interest.</i>			
<b># D4: Taxes v. social services</b>			
<b>Information</b>	[Type= discrete] [Format=numeric] [Range= 1-5] [Missing=*/-2/-1]		
<b>Statistics [NW/ W]</b>	[Valid=405 /-] [Invalid=804 /-]		
<b>Literal question</b>	D.4. If the government had a choice between reducing taxes or spending more on social services, which do you think it should do? <ol style="list-style-type: none"><li value="1">Strongly favour reducing taxes</li><li value="2">Mildly favour reducing taxes</li><li value="3">Depends</li><li value="4">Mildly favour spending more on social services</li><li value="5">Strongly favour spending more on social services</li></ol>		
<b>Security</b>	Public		
<b>Value</b>	<b>Label</b>	<b>Cases</b>	<b>Percentage</b>
1	Str.fav. less tax	90	22.2%
2	Mld.fav. less tax	42	10.4%
3	Depends	82	20.2%
4	Mld.fav. soc.ser.	67	16.5%
5	Str.fav. soc.ser.	124	30.6%
-2	blank	10	
-1	nonrespondent	794	
<i>Warning: these figures indicate the number of cases found in the data file. They cannot be interpreted as summary statistics of the population of interest.</i>			
<b># D5: Inflation v. unemployment</b>			
<b>Information</b>	[Type= discrete] [Format=numeric] [Range= 1-5] [Missing=*/-2/-1]		
<b>Statistics [NW/ W]</b>	[Valid=400 /-] [Invalid=809 /-]		

<b># D5: Inflation v. unemployment</b>			
<b>Literal question</b>	D.5. And if the government had a choice between keeping down inflation or keeping down unemployment, to which do you think it should give highest priority? <ul style="list-style-type: none"> <li>1 Strongly favour keeping down inflation</li> <li>2 Mildly favour keeping down inflation</li> <li>3 Depends</li> <li>4 Mildly favour keeping down unemployment</li> <li>5 Strongly favour keeping down unemployment</li> </ul>		
<b>Security</b>	Public		
<b>Value</b>	<b>Label</b>	<b>Cases</b>	<b>Percentage</b>
1	Strong down inflat	20	5.0%
2	Mild down inflat	29	7.2%
3	Depends	84	21.0%
4	Mild down unemp	82	20.5%
5	Strong down unemp	185	46.2%
-2	blank	15	
-1	nonrespondent	794	
<i>Warning: these figures indicate the number of cases found in the data file. They cannot be interpreted as summary statistics of the population of interest.</i>			
<b># D6ASIA: Trading future lies in Asia</b>			
<b>Information</b>	[Type= discrete] [Format=numeric] [Range= 1-5] [Missing=*/-2/-1]		
<b>Statistics [NW/ W]</b>	[Valid=404 /-] [Invalid=805 /-]		
<b>Pre-question</b>	D.6. During the election campaign, there was a lot of discussion about Australia's trade with other countries. Please say whether you agree or disagree with the following statements.		
<b>Literal question</b>	Australia's trading future lies in Asia		
<b>Security</b>	Public		
<b>Value</b>	<b>Label</b>	<b>Cases</b>	<b>Percentage</b>
1	Strongly agree	167	41.3%
2	Agree	167	41.3%
3	Neither	47	11.6%
4	Disagree	20	5.0%
5	Strongly disagree	3	0.7%
-2	blank	11	
-1	nonrespondent	794	
<i>Warning: these figures indicate the number of cases found in the data file. They cannot be interpreted as summary statistics of the population of interest.</i>			
<b># D6NZ: Increase economic ties with NZ</b>			
<b>Information</b>	[Type= discrete] [Format=numeric] [Range= 1-5] [Missing=*/-2/-1]		
<b>Statistics [NW/ W]</b>	[Valid=402 /-] [Invalid=807 /-]		
<b>Pre-question</b>	D.6. During the election campaign, there was a lot of discussion about Australia's trade with other countries. Please say whether you agree or disagree with the following statements.		
<b>Literal question</b>	We should increase our economic ties with New Zealand		
<b>Security</b>	Public		
<b>Value</b>	<b>Label</b>	<b>Cases</b>	<b>Percentage</b>
1	Strongly agree	73	18.2%
2	Agree	186	46.3%
3	Neither	106	26.4%
4	Disagree	33	8.2%
5	Strongly disagree	4	1.0%

<b># D6NZ: Increase economic ties with NZ</b>			
<b>Value</b>	<b>Label</b>	<b>Cases</b>	<b>Percentage</b>
-2	blank	13	
-1	nonrespondent	794	
<i>Warning: these figures indicate the number of cases found in the data file. They cannot be interpreted as summary statistics of the population of interest</i>			
<b># D6INDO: Trade agreements with Indonesia</b>			
<b>Information</b>	[Type= discrete] [Format=numeric] [Range= 1-5] [Missing=*/-2/-1]		
<b>Statistics [NW/ W]</b>	[Valid=397 /-] [Invalid=812 /-]		
<b>Pre-question</b>	D.6. During the election campaign, there was a lot of discussion about Australia's trade with other countries. Please say whether you agree or disagree with the following statements.		
<b>Literal question</b>	Our trade agreements with Indonesia are more important than our differences over East Timor		
<b>Security</b>	Public		
<b>Value</b>	<b>Label</b>	<b>Cases</b>	<b>Percentage</b>
1	Strongly agree	37	 9.3%
2	Agree	87	 21.9%
3	Neither	77	 19.4%
4	Disagree	109	 27.5%
5	Strongly disagree	87	 21.9%
-2	blank	18	
-1	nonrespondent	794	
<i>Warning: these figures indicate the number of cases found in the data file. They cannot be interpreted as summary statistics of the population of interest.</i>			
<b># D6TARIFF: Should continue to use tariffs</b>			
<b>Information</b>	[Type= discrete] [Format=numeric] [Range= 1-5] [Missing=*/-2/-1]		
<b>Statistics [NW/ W]</b>	[Valid=401 /-] [Invalid=808 /-]		
<b>Pre-question</b>	D.6. During the election campaign, there was a lot of discussion about Australia's trade with other countries. Please say whether you agree or disagree with the following statements.		
<b>Literal question</b>	Australia should continue to use tariffs to protect its industry		
<b>Security</b>	Public		
<b>Value</b>	<b>Label</b>	<b>Cases</b>	<b>Percentage</b>
1	Strongly agree	110	 27.4%
2	Agree	141	 35.2%
3	Neither	47	 11.7%
4	Disagree	75	 18.7%
5	Strongly disagree	28	 7.0%
-2	blank	14	
-1	nonrespondent	794	
<i>Warning: these figures indicate the number of cases found in the data file. They cannot be interpreted as summary statistics of the population of interest.</i>			
<b># D6NOTUS: Side with Japan not US</b>			
<b>Information</b>	[Type= discrete] [Format=numeric] [Range= 1-5] [Missing=*/-2/-1]		
<b>Statistics [NW/ W]</b>	[Valid=397 /-] [Invalid=812 /-]		
<b>Pre-question</b>	D.6. During the election campaign, there was a lot of discussion about Australia's trade with other countries. Please say whether you agree or disagree with the following statements.		
<b>Literal question</b>	Australia should side with Japan and not the United States on economic matters		
<b>Security</b>	Public		

<b># D6NOTUS: Side with Japan not US</b>			
Value	Label	Cases	Percentage
1	Strongly agree	12	3.0%
2	Agree	50	12.6%
3	Neither	242	61.0%
4	Disagree	79	19.9%
5	Strongly disagree	14	3.5%
-2	blank	18	
-1	nonrespondent	794	
<i>Warning: these figures indicate the number of cases found in the data file. They cannot be interpreted as summary statistics of the population of interest.</i>			
<b># D6JAPINF: Japanese influence too great</b>			
<b>Information</b>	[Type= discrete] [Format=numeric] [Range= 1-5] [Missing=*/-2/-1]		
<b>Statistics [NW/ W]</b>	[Valid=402 /-] [Invalid=807 /-]		
<b>Pre-question</b>	D.6. During the election campaign, there was a lot of discussion about Australia's trade with other countries. Please say whether you agree or disagree with the following statements.		
<b>Literal question</b>	Japanese economic influence is too great in Australia		
<b>Security</b>	Public		
Value	Label	Cases	Percentage
1	Strongly agree	43	10.7%
2	Agree	116	28.9%
3	Neither	129	32.1%
4	Disagree	104	25.9%
5	Strongly disagree	10	2.5%
-2	blank	13	
-1	nonrespondent	794	
<i>Warning: these figures indicate the number of cases found in the data file. They cannot be interpreted as summary statistics of the population of interest.</i>			
<b># D7: Compulsory voting</b>			
<b>Information</b>	[Type= discrete] [Format=numeric] [Range= 1-4] [Missing=*/-2/-1]		
<b>Statistics [NW/ W]</b>	[Valid=403 /-] [Invalid=806 /-]		
<b>Literal question</b>	D.7. Do you think that voting at Federal and State elections should be compulsory, or do you think that people should only have to vote if they want to?<ol><li value=1>Strongly favour compulsory voting</li><li value=2>Favour compulsory voting</li><li value=3>Favour people voting only if they want to</li><li value=4>Strongly favour people voting only if they want to</li></ol>		
<b>Security</b>	Public		
Value	Label	Cases	Percentage
1	Str.fav. compulsory	183	45.4%
2	Fav. compulsory	89	22.1%
3	Fav. if want	58	14.4%
4	Str.fav if want	73	18.1%
-2	blank	12	
-1	nonrespondent	794	
<i>Warning: these figures indicate the number of cases found in the data file. They cannot be interpreted as summary statistics of the population of interest.</i>			
<b># E1MIGEO: Equal opportunities for migrants</b>			
<b>Information</b>	[Type= discrete] [Format=numeric] [Range= 1-5] [Missing=*/-2/-1]		



<b># E1MIGEO: Equal opportunities for migrants</b>			
<b>Statistics [NW/ W]</b>	[Valid=402 /-] [Invalid=807 /-]		
<b>Pre-question</b>	E.1. The statements below indicate some of the changes that have been happening in Australia over the years. For each one, please say whether you think the change has gone too far, not gone far enough, or is it about right?		
<b>Literal question</b>	Equal opportunities for migrants		
<b>Security</b>	Public		
<b>Value</b>	<b>Label</b>	<b>Cases</b>	<b>Percentage</b>
1	Gone much too far	14	3.5%
2	Gone too far	36	9.0%
3	About right	207	51.5%
4	Not gone far enough	115	28.6%
5	Not nearly enough	30	7.5%
-2	blank	13	
-1	nonrespondent	794	
<i>Warning: these figures indicate the number of cases found in the data file. They cannot be interpreted as summary statistics of the population of interest.</i>			
<b># E1NUDSEX: Nudity &amp; sex in films &amp; magazines</b>			
<b>Information</b>	[Type= discrete] [Format=numeric] [Range= 1-5] [Missing=*/-2/-1]		
<b>Statistics [NW/ W]</b>	[Valid=396 /-] [Invalid=813 /-]		
<b>Pre-question</b>	E.1. The statements below indicate some of the changes that have been happening in Australia over the years. For each one, please say whether you think the change has gone too far, not gone far enough, or is it about right?		
<b>Literal question</b>	The right to show nudity and sex in films and magazines		
<b>Security</b>	Public		
<b>Value</b>	<b>Label</b>	<b>Cases</b>	<b>Percentage</b>
1	Gone much too far	63	15.9%
2	Gone too far	122	30.8%
3	About right	184	46.5%
4	Not gone far enough	17	4.3%
5	Not nearly enough	10	2.5%
-2	blank	19	
-1	nonrespondent	794	
<i>Warning: these figures indicate the number of cases found in the data file. They cannot be interpreted as summary statistics of the population of interest.</i>			
<b># E1EQUOP: Equal opportunities for women</b>			
<b>Information</b>	[Type= discrete] [Format=numeric] [Range= 1-5] [Missing=*/-2/-1]		
<b>Statistics [NW/ W]</b>	[Valid=402 /-] [Invalid=807 /-]		
<b>Pre-question</b>	E.1. The statements below indicate some of the changes that have been happening in Australia over the years. For each one, please say whether you think the change has gone too far, not gone far enough, or is it about right?		
<b>Literal question</b>	Equal opportunities for women		
<b>Security</b>	Public		
<b>Value</b>	<b>Label</b>	<b>Cases</b>	<b>Percentage</b>
1	Gone much too far	10	2.5%
2	Gone too far	34	8.5%
3	About right	126	31.3%
4	Not gone far enough	158	39.3%

<b># E1EQUOP: Equal opportunities for women</b>			
Value	Label	Cases	Percentage
5	Not nearly enough	74	18.4%
-2	blank	13	
-1	nonrespondent	794	
<i>Warning: these figures indicate the number of cases found in the data file. They cannot be interpreted as summary statistics of the population of interest.</i>			
<b># E1IMMIG: No. of migrants allowed into Australia</b>			
<b>Information</b>	[Type= discrete] [Format=numeric] [Range= 1-5] [Missing=*/-2/-1]		
<b>Statistics [NW/ W]</b>	[Valid=401 /-] [Invalid=808 /-]		
<b>Pre-question</b>	E.1. The statements below indicate some of the changes that have been happening in Australia over the years. For each one, please say whether you think the change has gone too far, not gone far enough, or is it about right?		
<b>Literal question</b>	The number of migrants allowed into Australia at the present time		
<b>Security</b>	Public		
Value	Label	Cases	Percentage
1	Gone much too far	46	11.5%
2	Gone too far	127	31.7%
3	About right	180	44.9%
4	Not gone far enough	35	8.7%
5	Not nearly enough	13	3.2%
-2	blank	14	
-1	nonrespondent	794	
<i>Warning: these figures indicate the number of cases found in the data file. They cannot be interpreted as summary statistics of the population of interest.</i>			
<b># E1ABOR: Government help for aborigines</b>			
<b>Information</b>	[Type= discrete] [Format=numeric] [Range= 1-5] [Missing=*/-2/-1]		
<b>Statistics [NW/ W]</b>	[Valid=398 /-] [Invalid=811 /-]		
<b>Pre-question</b>	E.1. The statements below indicate some of the changes that have been happening in Australia over the years. For each one, please say whether you think the change has gone too far, not gone far enough, or is it about right?		
<b>Literal question</b>	Government help for aborigines		
<b>Security</b>	Public		
Value	Label	Cases	Percentage
1	Gone much too far	36	9.0%
2	Gone too far	65	16.3%
3	About right	76	19.1%
4	Not gone far enough	126	31.7%
5	Not nearly enough	95	23.9%
-2	blank	17	
-1	nonrespondent	794	
<i>Warning: these figures indicate the number of cases found in the data file. They cannot be interpreted as summary statistics of the population of interest.</i>			
<b># E2: Abortion</b>			
<b>Information</b>	[Type= discrete] [Format=numeric] [Range= 1-4] [Missing=*/-2/-1]		
<b>Statistics [NW/ W]</b>	[Valid=398 /-] [Invalid=811 /-]		
<b>Literal question</b>	E.2. Which one of these statements comes closest to how you feel about abortion in Australia? <li value="1">Women should be able to obtain an abortion readily when they want one</li> <li value="2">Abortion should be allowed only in special circumstances</li> <li value="3">Abortion should not be allowed under any circumstances</li>		

## # E2: Abortion

<b>Security</b>	Public
-----------------	--------

Value	Label	Cases	Percentage
1	Obtain readily	237	59.5%
2	Only in special cases	149	37.4%
3	Not allowed	12	3.0%
4	Dont know	0	
-2	blank	17	
-1	nonrespondent	794	

*Warning: these figures indicate the number of cases found in the data file. They cannot be interpreted as summary statistics of the population of interest.*

## # E3: Job opportunities for women

<b>Information</b>	[Type= discrete] [Format=numeric] [Range= 1-5] [Missing=*/-2/-1]
--------------------	------------------------------------------------------------------

<b>Statistics [NW/ W]</b>	[Valid=405 /-] [Invalid=804 /-]
---------------------------	---------------------------------

<b>Literal question</b>	E.3. Would you say that job opportunities are, in general, better or worse for women than for men?
-------------------------	----------------------------------------------------------------------------------------------------

<b>Security</b>	Public
-----------------	--------

Value	Label	Cases	Percentage
1	Much better for women	5	1.2%
2	Better for women	42	10.4%
3	No difference	87	21.5%
4	Better for men	197	48.6%
5	Much better for men	74	18.3%
-2	blank	10	
-1	nonrespondent	794	

*Warning: these figures indicate the number of cases found in the data file. They cannot be interpreted as summary statistics of the population of interest.*

## # E4: Royalty

<b>Information</b>	[Type= discrete] [Format=numeric] [Range= 1-3] [Missing=*/-2/-1]
--------------------	------------------------------------------------------------------

<b>Statistics [NW/ W]</b>	[Valid=404 /-] [Invalid=805 /-]
---------------------------	---------------------------------

<b>Literal question</b>	E.4. How important do you feel the Queen and the Royal Family are to Australia?
-------------------------	---------------------------------------------------------------------------------

<b>Security</b>	Public
-----------------	--------

Value	Label	Cases	Percentage
1	Very important	22	5.4%
2	Fairly important	75	18.6%
3	Not very important	307	76.0%
-2	blank	11	
-1	nonrespondent	794	

*Warning: these figures indicate the number of cases found in the data file. They cannot be interpreted as summary statistics of the population of interest.*

<b># E5: Australia should become a republic</b>			
<b>Information</b>	[Type= discrete] [Format=numeric] [Range= 1-4] [Missing=*/-2/-1]		
<b>Statistics [NW/ W]</b>	[Valid=396 /-] [Invalid=813 /-]		
<b>Literal question</b>	E.5. Do you think that Australia should become a republic with an Australian head of state, or should the Queen be retained as head of state?<ol><li value=1>Strongly favour becoming republic</li><li value=2>Favour becoming republic</li><li value=3>Favour retaining the Queen as head of state</li><li value=4>Strongly favour retaining the Queen as head of state</li></ol>		
<b>Security</b>	Public		
<b>Value</b>	<b>Label</b>	<b>Cases</b>	<b>Percentage</b>
1	Strongly republic	174	43.9%
2	Favour republic	109	27.5%
3	Favour retain Queen	87	22.0%
4	Strong retain Queen	26	6.6%
-2	blank	19	
-1	nonrespondent	794	
<i>Warning: these figures indicate the number of cases found in the data file. They cannot be interpreted as summary statistics of the population of interest.</i>			
<b># E6: Change Australia's flag</b>			
<b>Information</b>	[Type= discrete] [Format=numeric] [Range= 1-4] [Missing=*/-2/-1]		
<b>Statistics [NW/ W]</b>	[Valid=393 /-] [Invalid=816 /-]		
<b>Literal question</b>	E.6. On the issue of the Australian flag, do you...<ol><li value=1>Strongly favour changing the flag</li><li value=2>Favour changing the flag</li><li value=3>Favour retaining the flag</li><li value=4>Strongly favour retaining the flag</li></ol>		
<b>Security</b>	Public		
<b>Value</b>	<b>Label</b>	<b>Cases</b>	<b>Percentage</b>
1	Strongly change	120	30.5%
2	Favour change	110	28.0%
3	Favour retain	56	14.2%
4	Strongly retain	107	27.2%
-2	blank	22	
-1	nonrespondent	794	
<i>Warning: these figures indicate the number of cases found in the data file. They cannot be interpreted as summary statistics of the population of interest.</i>			
<b># E7DEATHP: Death penalty reintroduced for murder</b>			
<b>Information</b>	[Type= discrete] [Format=numeric] [Range= 1-5] [Missing=*/-2/-1]		
<b>Statistics [NW/ W]</b>	[Valid=402 /-] [Invalid=807 /-]		
<b>Pre-question</b>	E.7. Here are some statements about general social concerns. Please say whether you strongly agree, agree, disagree or strongly disagree with each of these statements.		
<b>Literal question</b>	The death penalty should be reintroduced for murder		
<b>Security</b>	Public		
<b>Value</b>	<b>Label</b>	<b>Cases</b>	<b>Percentage</b>
1	Strongly agree	30	7.5%
2	Agree	65	16.2%
3	Neither	42	10.4%
4	Disagree	86	21.4%
5	Strongly disagree	179	44.5%
-2	blank	13	

<b># E7DEATHP: Death penalty reintroduced for murder</b>			
Value	Label	Cases	Percentage
-1	nonrespondent	794	
<i>Warning: these figures indicate the number of cases found in the data file. They cannot be interpreted as summary statistics of the population of interest.</i>			
<b># E7RATION: Policies based on rational calculation</b>			
<b>Information</b>	[Type= discrete] [Format=numeric] [Range= 1-5] [Missing=*/-2/-1]		
<b>Statistics [NW/ W]</b>	[Valid=396 /-] [Invalid=813 /-]		
<b>Pre-question</b>	E.7. Here are some statements about general social concerns. Please say whether you strongly agree, agree, disagree or strongly disagree with each of these statements.		
<b>Literal question</b>	Government policies should, above all, be based on rational economic calculation		
<b>Security</b>	Public		
Value	Label	Cases	Percentage
1	Strongly agree	19	4.8%
2	Agree	85	21.5%
3	Neither	57	14.4%
4	Disagree	126	31.8%
5	Strongly disagree	109	27.5%
-2	blank	19	
-1	nonrespondent	794	
<i>Warning: these figures indicate the number of cases found in the data file. They cannot be interpreted as summary statistics of the population of interest.</i>			
<b># E7SUCCES: In Australian society anyone can succeed</b>			
<b>Information</b>	[Type= discrete] [Format=numeric] [Range= 1-5] [Missing=*/-2/-1]		
<b>Statistics [NW/ W]</b>	[Valid=403 /-] [Invalid=806 /-]		
<b>Pre-question</b>	E.7. Here are some statements about general social concerns. Please say whether you strongly agree, agree, disagree or strongly disagree with each of these statements.		
<b>Literal question</b>	In Australian society, anyone who is prepared to make the effort can succeed		
<b>Security</b>	Public		
Value	Label	Cases	Percentage
1	Strongly agree	44	10.9%
2	Agree	125	31.0%
3	Neither	57	14.1%
4	Disagree	123	30.5%
5	Strongly disagree	54	13.4%
-2	blank	12	
-1	nonrespondent	794	
<i>Warning: these figures indicate the number of cases found in the data file. They cannot be interpreted as summary statistics of the population of interest.</i>			
<b># E7PREF: Women given preferential treatment</b>			
<b>Information</b>	[Type= discrete] [Format=numeric] [Range= 1-5] [Missing=*/-2/-1]		
<b>Statistics [NW/ W]</b>	[Valid=400 /-] [Invalid=809 /-]		
<b>Pre-question</b>	E.7. Here are some statements about general social concerns. Please say whether you strongly agree, agree, disagree or strongly disagree with each of these statements.		
<b>Literal question</b>	Women should be given preferential treatment when applying for jobs and promotion		
<b>Security</b>	Public		

**# E7PREF: Women given preferential treatment**

Value	Label	Cases	Percentage
1	Strongly agree	8	2.0%
2	Agree	51	12.8%
3	Neither	80	20.0%
4	Disagree	183	45.8%
5	Strongly disagree	78	19.5%
-2	blank	15	
-1	nonrespondent	794	

Warning: these figures indicate the number of cases found in the data file. They cannot be interpreted as summary statistics of the population of interest.

**# E7NENGY: Nuclear energy a necessity**

<b>Information</b>	[Type= discrete] [Format=numeric] [Range= 1-5] [Missing=*/-2/-1]
<b>Statistics [NW/ W]</b>	[Valid=402 /-] [Invalid=807 /-]
<b>Pre-question</b>	E.7. Here are some statements about general social concerns. Please say whether you strongly agree, agree, disagree or strongly disagree with each of these statements.
<b>Literal question</b>	Nuclear energy is a real necessity for the future
<b>Security</b>	Public

Value	Label	Cases	Percentage
1	Strongly agree	8	2.0%
2	Agree	63	15.7%
3	Neither	76	18.9%
4	Disagree	94	23.4%
5	Strongly disagree	161	40.0%
-2	blank	13	
-1	nonrespondent	794	

Warning: these figures indicate the number of cases found in the data file. They cannot be interpreted as summary statistics of the population of interest.

**# E7MORAL: Policies should be based on morals**

<b>Information</b>	[Type= discrete] [Format=numeric] [Range= 1-5] [Missing=*/-2/-1]
<b>Statistics [NW/ W]</b>	[Valid=396 /-] [Invalid=813 /-]
<b>Pre-question</b>	E.7. Here are some statements about general social concerns. Please say whether you strongly agree, agree, disagree or strongly disagree with each of these statements.
<b>Literal question</b>	Government policies should, above all, be based on moral principles
<b>Security</b>	Public

Value	Label	Cases	Percentage
1	Strongly agree	98	24.7%
2	Agree	176	44.4%
3	Neither	88	22.2%
4	Disagree	25	6.3%
5	Strongly disagree	9	2.3%
-2	blank	19	
-1	nonrespondent	794	

Warning: these figures indicate the number of cases found in the data file. They cannot be interpreted as summary statistics of the population of interest.

**# E7SPEND: Increase spending to protect environment**

<b>Information</b>	[Type= discrete] [Format=numeric] [Range= 1-5] [Missing=*/-2/-1]
--------------------	------------------------------------------------------------------




<b># E7SPEND: Increase spending to protect environment</b>			
<b>Statistics [NW/ W]</b>	[Valid=399 /-] [Invalid=810 /-]		
<b>Pre-question</b>	E.7. Here are some statements about general social concerns. Please say whether you strongly agree, agree, disagree or strongly disagree with each of these statements.		
<b>Literal question</b>	Increase government spending to protect the environment		
<b>Security</b>	Public		
<b>Value</b>	<b>Label</b>	<b>Cases</b>	<b>Percentage</b>
1	Strongly agree	110	27.6%
2	Agree	168	42.1%
3	Neither	73	18.3%
4	Disagree	43	10.8%
5	Strongly disagree	5	1.3%
-2	blank	16	
-1	nonrespondent	794	
<i>Warning: these figures indicate the number of cases found in the data file. They cannot be interpreted as summary statistics of the population of interest.</i>			
<b># E7CENSOR: Censorship of films and magazines</b>			
<b>Information</b>	[Type= discrete] [Format=numeric] [Range= 1-5] [Missing=*/-2/-1]		
<b>Statistics [NW/ W]</b>	[Valid=398 /-] [Invalid=811 /-]		
<b>Pre-question</b>	E.7. Here are some statements about general social concerns. Please say whether you strongly agree, agree, disagree or strongly disagree with each of these statements.		
<b>Literal question</b>	Censorship of films and magazines is necessary to uphold moral standards		
<b>Security</b>	Public		
<b>Value</b>	<b>Label</b>	<b>Cases</b>	<b>Percentage</b>
1	Strongly agree	44	11.1%
2	Agree	132	33.2%
3	Neither	84	21.1%
4	Disagree	95	23.9%
5	Strongly disagree	43	10.8%
-2	blank	17	
-1	nonrespondent	794	
<i>Warning: these figures indicate the number of cases found in the data file. They cannot be interpreted as summary statistics of the population of interest.</i>			
<b># E7OPP: Increase opportunities for women</b>			
<b>Information</b>	[Type= discrete] [Format=numeric] [Range= 1-5] [Missing=*/-2/-1]		
<b>Statistics [NW/ W]</b>	[Valid=397 /-] [Invalid=812 /-]		
<b>Pre-question</b>	E.7. Here are some statements about general social concerns. Please say whether you strongly agree, agree, disagree or strongly disagree with each of these statements.		
<b>Literal question</b>	The government should increase opportunities for women in business and industry		
<b>Security</b>	Public		
<b>Value</b>	<b>Label</b>	<b>Cases</b>	<b>Percentage</b>
1	Strongly agree	53	13.4%
2	Agree	153	38.5%
3	Neither	107	27.0%
4	Disagree	65	16.4%



<b># E7OPP: Increase opportunities for women</b>			
Value	Label	Cases	Percentage
5	Strongly disagree	19	4.8%
-2	blank	18	
-1	nonrespondent	794	
<i>Warning: these figures indicate the number of cases found in the data file. They cannot be interpreted as summary statistics of the population of interest.</i>			
<b># E7LAWBRK: Stiffer sentences if break law</b>			
<b>Information</b>	[Type= discrete] [Format=numeric] [Range= 1-5] [Missing=*/-2/-1]		
<b>Statistics [NW/ W]</b>	[Valid=390 /-] [Invalid=819 /-]		
<b>Pre-question</b>	E.7. Here are some statements about general social concerns. Please say whether you strongly agree, agree, disagree or strongly disagree with each of these statements.		
<b>Literal question</b>	People who break the law should be given stiffer sentences		
<b>Security</b>	Public		
Value	Label	Cases	Percentage
1	Strongly agree	45	11.5%
2	Agree	120	30.8%
3	Neither	122	31.3%
4	Disagree	82	21.0%
5	Strongly disagree	21	5.4%
-2	blank	25	
-1	nonrespondent	794	
<i>Warning: these figures indicate the number of cases found in the data file. They cannot be interpreted as summary statistics of the population of interest.</i>			
<b># E8: Spend more or less on defence</b>			
<b>Information</b>	[Type= discrete] [Format=numeric] [Range= 1-5] [Missing=*/-2/-1]		
<b>Statistics [NW/ W]</b>	[Valid=398 /-] [Invalid=811 /-]		
<b>Literal question</b>	E.8. Do you think that the government should spend more or less on defence?		
<b>Security</b>	Public		
Value	Label	Cases	Percentage
1	Much more on defence	27	6.8%
2	Some more on defence	71	17.8%
3	About right at present	126	31.7%
4	Less on defence	95	23.9%
5	Lot less on defence	79	19.8%
-2	blank	17	
-1	nonrespondent	794	
<i>Warning: these figures indicate the number of cases found in the data file. They cannot be interpreted as summary statistics of the population of interest.</i>			
<b># E9AUSRIS: If Australians are at risk</b>			
<b>Information</b>	[Type= discrete] [Format=numeric] [Range= 1-3] [Missing=*/-2/-1]		
<b>Statistics [NW/ W]</b>	[Valid=399 /-] [Invalid=810 /-]		
<b>Pre-question</b>	E.9. Some people feel that Australia should never intervene militarily in other countries. Other people feel that intervention can be justified in certain circumstances. Please say whether you feel that military intervention is always justified, sometimes justified or never justified in the following circumstances: ...		
<b>Literal question</b>	...if Australian citizens are at risk		
<b>Security</b>	Public		





<b># E9AUSRIS: If Australians are at risk</b>			
<b>Value</b>	<b>Label</b>	<b>Cases</b>	<b>Percentage</b>
1	Always justified	105	26.3%
2	Sometimes justified	258	64.7%
3	Never justified	36	9.0%
-2	blank	16	
-1	nonrespondent	794	
<i>Warning: these figures indicate the number of cases found in the data file. They cannot be interpreted as summary statistics of the population of interest.</i>			
<b># E9OTHRIS: If others are at risk</b>			
<b>Information</b>	[Type= discrete] [Format=numeric] [Range= 1-3] [Missing=*/-2/-1]		
<b>Statistics [NW/ W]</b>	[Valid=394 /-] [Invalid=815 /-]		
<b>Pre-question</b>	E.9. Some people feel that Australia should never intervene militarily in other countries. Other people feel that intervention can be justified in certain circumstances. Please say whether you feel that military intervention is always justified, sometimes justified or never justified in the following circumstances: ...		
<b>Literal question</b>	...if other foreign nationals are at risk		
<b>Security</b>	Public		
<b>Value</b>	<b>Label</b>	<b>Cases</b>	<b>Percentage</b>
1	Always justified	3	0.8%
2	Sometimes justified	298	75.6%
3	Never justified	93	23.6%
-2	blank	21	
-1	nonrespondent	794	
<i>Warning: these figures indicate the number of cases found in the data file. They cannot be interpreted as summary statistics of the population of interest.</i>			
<b># E9OPPRES: If country oppresses its own citizens</b>			
<b>Information</b>	[Type= discrete] [Format=numeric] [Range= 1-3] [Missing=*/-2/-1]		
<b>Statistics [NW/ W]</b>	[Valid=394 /-] [Invalid=815 /-]		
<b>Pre-question</b>	E.9. Some people feel that Australia should never intervene militarily in other countries. Other people feel that intervention can be justified in certain circumstances. Please say whether you feel that military intervention is always justified, sometimes justified or never justified in the following circumstances: ...		
<b>Literal question</b>	...if the country oppresses its own citizens		
<b>Security</b>	Public		
<b>Value</b>	<b>Label</b>	<b>Cases</b>	<b>Percentage</b>
1	Always justified	16	4.1%
2	Sometimes justified	272	69.0%
3	Never justified	106	26.9%
-2	blank	21	
-1	nonrespondent	794	
<i>Warning: these figures indicate the number of cases found in the data file. They cannot be interpreted as summary statistics of the population of interest.</i>			
<b># E9TRADE: If trade is threatened</b>			
<b>Information</b>	[Type= discrete] [Format=numeric] [Range= 1-3] [Missing=*/-2/-1]		
<b>Statistics [NW/ W]</b>	[Valid=388 /-] [Invalid=821 /-]		
<b>Pre-question</b>	E.9. Some people feel that Australia should never intervene militarily in other countries. Other people feel that intervention can be justified in certain circumstances. Please say whether you feel that military intervention is always justified, sometimes justified or never justified in the following circumstances: ...		

<b># E9TRADE: If trade is threatened</b>			
<b>Literal question</b>	...if Australia's overseas trade is threatened		
<b>Security</b>	Public		
<b>Value</b>	<b>Label</b>	<b>Cases</b>	<b>Percentage</b>
1	Always justified	11	2.8%
2	Sometimes justified	158	40.7%
3	Never justified	219	56.4%
-2	blank	27	
-1	nonrespondent	794	
<i>Warning: these figures indicate the number of cases found in the data file. They cannot be interpreted as summary statistics of the population of interest.</i>			
<b># E9REQUES: If country requests intervention</b>			
<b>Information</b>	[Type= discrete] [Format=numeric] [Range= 1-3] [Missing=*/-2/-1]		
<b>Statistics [NW/ W]</b>	[Valid=394 /-] [Invalid=815 /-]		
<b>Pre-question</b>	E.9. Some people feel that Australia should never intervene militarily in other countries. Other people feel that intervention can be justified in certain circumstances. Please say whether you feel that military intervention is always justified, sometimes justified or never justified in the following circumstances: ...		
<b>Literal question</b>	...if the government of the country requests intervention		
<b>Security</b>	Public		
<b>Value</b>	<b>Label</b>	<b>Cases</b>	<b>Percentage</b>
1	Always justified	22	5.6%
2	Sometimes justified	324	82.2%
3	Never justified	48	12.2%
-2	blank	21	
-1	nonrespondent	794	
<i>Warning: these figures indicate the number of cases found in the data file. They cannot be interpreted as summary statistics of the population of interest.</i>			
<b># E9ORDER: If country cannot maintain order</b>			
<b>Information</b>	[Type= discrete] [Format=numeric] [Range= 1-3] [Missing=*/-2/-1]		
<b>Statistics [NW/ W]</b>	[Valid=391 /-] [Invalid=818 /-]		
<b>Pre-question</b>	E.9. Some people feel that Australia should never intervene militarily in other countries. Other people feel that intervention can be justified in certain circumstances. Please say whether you feel that military intervention is always justified, sometimes justified or never justified in the following circumstances: ...		
<b>Literal question</b>	...if the country cannot maintain order		
<b>Security</b>	Public		
<b>Value</b>	<b>Label</b>	<b>Cases</b>	<b>Percentage</b>
1	Always justified	8	2.0%
2	Sometimes justified	268	68.5%
3	Never justified	115	29.4%
-2	blank	24	
-1	nonrespondent	794	
<i>Warning: these figures indicate the number of cases found in the data file. They cannot be interpreted as summary statistics of the population of interest.</i>			
<b># E10RUSSI: Russia threat to Australia in 5 yrs</b>			
<b>Information</b>	[Type= discrete] [Format=numeric] [Range= 1-6] [Missing=*/-2/-1]		
<b>Statistics [NW/ W]</b>	[Valid=10 /-] [Invalid=1199 /-]		
<b>Pre-question</b>			

<b># E10RUSSI: Russia threat to Australia in 5 yrs</b>			
	E.10. Thinking about 5 years from now, in your opinion will any of the following countries pose a threat to the security of Australia? (Circle as many as you think apply).		
<b>Literal question</b>	Russia		
<b>Security</b>	Public		
<b>Value</b>	<b>Label</b>	<b>Cases</b>	<b>Percentage</b>
1	Russia threat in 5 years	10	 100.0%
2	China threat in 5 years	0	
3	Indonesia threat in 5 years	0	
4	Japan threat in 5 years	0	
5	Vietnam threat in 5 years	0	
6	India threat in 5 years	0	
-2	blank	405	
-1	nonrespondent	794	
<i>Warning: these figures indicate the number of cases found in the data file. They cannot be interpreted as summary statistics of the population of interest.</i>			
<b># E10CHINA: China threat to Australia in 5 yrs</b>			
<b>Information</b>	[Type= discrete] [Format=numeric] [Range= 1-6] [Missing=*/-2/-1]		
<b>Statistics [NW/ W]</b>	[Valid=59 /-] [Invalid=1150 /-]		
<b>Pre-question</b>	E.10. Thinking about 5 years from now, in your opinion will any of the following countries pose a threat to the security of Australia? (Circle as many as you think apply).		
<b>Literal question</b>	China		
<b>Security</b>	Public		
<b>Value</b>	<b>Label</b>	<b>Cases</b>	<b>Percentage</b>
1	Russia threat in 5 years	0	
2	China threat in 5 years	59	 100.0%
3	Indonesia threat in 5 years	0	
4	Japan threat in 5 years	0	
5	Vietnam threat in 5 years	0	
6	India threat in 5 years	0	
-2	blank	356	
-1	nonrespondent	794	
<i>Warning: these figures indicate the number of cases found in the data file. They cannot be interpreted as summary statistics of the population of interest.</i>			
<b># E10INDON: Indonesia threat to Australia in 5 yrs</b>			
<b>Information</b>	[Type= discrete] [Format=numeric] [Range= 1-6] [Missing=*/-2/-1]		
<b>Statistics [NW/ W]</b>	[Valid=178 /-] [Invalid=1031 /-]		
<b>Pre-question</b>	E.10. Thinking about 5 years from now, in your opinion will any of the following countries pose a threat to the security of Australia? (Circle as many as you think apply).		
<b>Literal question</b>	Indonesia		
<b>Security</b>	Public		
<b>Value</b>	<b>Label</b>	<b>Cases</b>	<b>Percentage</b>
1	Russia threat in 5 years	0	
2	China threat in 5 years	0	
3	Indonesia threat in 5 years	178	 100.0%

<b># E10INDON: Indonesia threat to Australia in 5 yrs</b>			
Value	Label	Cases	Percentage
4	Japan threat in 5 years	0	
5	Vietnam threat in 5 years	0	
6	India threat in 5 years	0	
-2	blank	237	
-1	nonrespondent	794	
<i>Warning: these figures indicate the number of cases found in the data file. They cannot be interpreted as summary statistics of the population of interest.</i>			
<b># E10JAPAN: Japan threat to Australia in 5 yrs</b>			
<b>Information</b>	[Type= discrete] [Format=numeric] [Range= 1-6] [Missing=*/-2/-1]		
<b>Statistics [NW/ W]</b>	[Valid=54 /-] [Invalid=1155 /-]		
<b>Pre-question</b>	E.10. Thinking about 5 years from now, in your opinion will any of the following countries pose a threat to the security of Australia? (Circle as many as you think apply).		
<b>Literal question</b>	Japan		
<b>Security</b>	Public		
Value	Label	Cases	Percentage
1	Russia threat in 5 years	0	
2	China threat in 5 years	0	
3	Indonesia threat in 5 years	0	
4	Japan threat in 5 years	54	 100.0%
5	Vietnam threat in 5 years	0	
6	India threat in 5 years	0	
-2	blank	361	
-1	nonrespondent	794	
<i>Warning: these figures indicate the number of cases found in the data file. They cannot be interpreted as summary statistics of the population of interest.</i>			
<b># E10VIET: Vietnam threat to Australia in 5 yrs</b>			
<b>Information</b>	[Type= discrete] [Format=numeric] [Range= 1-6] [Missing=*/-2/-1]		
<b>Statistics [NW/ W]</b>	[Valid=16 /-] [Invalid=1193 /-]		
<b>Pre-question</b>	E.10. Thinking about 5 years from now, in your opinion will any of the following countries pose a threat to the security of Australia? (Circle as many as you think apply).		
<b>Literal question</b>	Vietnam		
<b>Security</b>	Public		
Value	Label	Cases	Percentage
1	Russia threat in 5 years	0	
2	China threat in 5 years	0	
3	Indonesia threat in 5 years	0	
4	Japan threat in 5 years	0	
5	Vietnam threat in 5 years	16	 100.0%
6	India threat in 5 years	0	
-2	blank	399	
-1	nonrespondent	794	
<i>Warning: these figures indicate the number of cases found in the data file. They cannot be interpreted as summary statistics of the population of interest.</i>			
<b># E10INDIA: India threat to Australia in 5 yrs</b>			
<b>Information</b>	[Type= discrete] [Format=numeric] [Range= 1-6] [Missing=*/-2/-1]		

<b># E10INDIA: India threat to Australia in 5 yrs</b>			
<b>Statistics [NW/ W]</b>	[Valid=36 /-] [Invalid=1173 /-]		
<b>Pre-question</b>	E.10. Thinking about 5 years from now, in your opinion will any of the following countries pose a threat to the security of Australia? (Circle as many as you think apply).		
<b>Literal question</b>	India		
<b>Security</b>	Public		
<b>Value</b>	<b>Label</b>	<b>Cases</b>	<b>Percentage</b>
1	Russia threat in 5 years	0	
2	China threat in 5 years	0	
3	Indonesia threat in 5 years	0	
4	Japan threat in 5 years	0	
5	Vietnam threat in 5 years	0	
6	India threat in 5 years	36	100.0%
-2	blank	379	
-1	nonrespondent	794	
<i>Warning: these figures indicate the number of cases found in the data file. They cannot be interpreted as summary statistics of the population of interest.</i>			
<b># E11RUSSI: Russia threat to Australia in 10-15 yrs</b>			
<b>Information</b>	[Type= discrete] [Format=numeric] [Range= 1-6] [Missing=*/-2/-1]		
<b>Statistics [NW/ W]</b>	[Valid=16 /-] [Invalid=1193 /-]		
<b>Pre-question</b>	E.11. Thinking further ahead, about 10 to 15 years from now. In your opinion will any of these countries pose a threat to the security of Australia then? (Circle as many as you think apply).		
<b>Literal question</b>	Russia		
<b>Security</b>	Public		
<b>Value</b>	<b>Label</b>	<b>Cases</b>	<b>Percentage</b>
1	Russia threat in 10-15 years	16	100.0%
2	China threat in 10-15 years	0	
3	Indonesia threat in 10-15 years	0	
4	Japan threat in 10-15 years	0	
5	Vietnam threat in 10-15 years	0	
6	India threat in 10-15 years	0	
-2	blank	399	
-1	nonrespondent	794	
<i>Warning: these figures indicate the number of cases found in the data file. They cannot be interpreted as summary statistics of the population of interest.</i>			
<b># E11CHINA: China threat to Australian in 10-15yrs</b>			
<b>Information</b>	[Type= discrete] [Format=numeric] [Range= 1-6] [Missing=*/-2/-1]		
<b>Statistics [NW/ W]</b>	[Valid=102 /-] [Invalid=1107 /-]		
<b>Pre-question</b>	E.11. Thinking further ahead, about 10 to 15 years from now. In your opinion will any of these countries pose a threat to the security of Australia then? (Circle as many as you think apply).		
<b>Literal question</b>	China		
<b>Security</b>	Public		
<b>Value</b>	<b>Label</b>	<b>Cases</b>	<b>Percentage</b>
1	Russia threat in 10-15 years	0	
2	China threat in 10-15 years	102	100.0%

<b># E11CHINA: China threat to Australian in 10-15yrs</b>			
<b>Value</b>	<b>Label</b>	<b>Cases</b>	<b>Percentage</b>
3	Indonesia threat in 10-15 years	0	
4	Japan threat in 10-15 years	0	
5	Vietnam threat in 10-15 years	0	
6	India threat in 10-15 years	0	
-2	blank	313	
-1	nonrespondent	794	
<i>Warning: these figures indicate the number of cases found in the data file. They cannot be interpreted as summary statistics of the population of interest.</i>			
<b># E11INDON: Indonesia threat to Australia in 10-15 yrs</b>			
<b>Information</b>	[Type= discrete] [Format=numeric] [Range= 1-6] [Missing=*/-2/-1]		
<b>Statistics [NW/ W]</b>	[Valid=217 /-] [Invalid=992 /-]		
<b>Pre-question</b>	E.11. Thinking further ahead, about 10 to 15 years from now. In your opinion will any of these countries pose a threat to the security of Australia then? (Circle as many as you think apply).		
<b>Literal question</b>	Indonesia		
<b>Security</b>	Public		
<b>Value</b>	<b>Label</b>	<b>Cases</b>	<b>Percentage</b>
1	Russia threat in 10-15 years	0	
2	China threat in 10-15 years	0	
3	Indonesia threat in 10-15 years	217	 100.0%
4	Japan threat in 10-15 years	0	
5	Vietnam threat in 10-15 years	0	
6	India threat in 10-15 years	0	
-2	blank	198	
-1	nonrespondent	794	
<i>Warning: these figures indicate the number of cases found in the data file. They cannot be interpreted as summary statistics of the population of interest.</i>			
<b># E11JAPAN: Japan threat to Australia in 10-15 yrs</b>			
<b>Information</b>	[Type= discrete] [Format=numeric] [Range= 1-6] [Missing=*/-2/-1]		
<b>Statistics [NW/ W]</b>	[Valid=86 /-] [Invalid=1123 /-]		
<b>Pre-question</b>	E.11. Thinking further ahead, about 10 to 15 years from now. In your opinion will any of these countries pose a threat to the security of Australia then? (Circle as many as you think apply).		
<b>Literal question</b>	Japan		
<b>Security</b>	Public		
<b>Value</b>	<b>Label</b>	<b>Cases</b>	<b>Percentage</b>
1	Russia threat in 10-15 years	0	
2	China threat in 10-15 years	0	
3	Indonesia threat in 10-15 years	0	
4	Japan threat in 10-15 years	86	 100.0%
5	Vietnam threat in 10-15 years	0	
6	India threat in 10-15 years	0	
-2	blank	329	
-1	nonrespondent	794	
<i>Warning: these figures indicate the number of cases found in the data file. They cannot be interpreted as summary statistics of the population of interest.</i>			

# E11VIET: Vietnam threat to Australia in 10-15 yrs	
<b>Information</b>	[Type= discrete] [Format=numeric] [Range= 1-6] [Missing=*/-2/-1]
<b>Statistics [NW/ W]</b>	[Valid=25 /-] [Invalid=1184 /-]
<b>Pre-question</b>	E.11. Thinking further ahead, about 10 to 15 years from now. In your opinion will any of these countries pose a threat to the security of Australia then? (Circle as many as you think apply).
<b>Literal question</b>	Vietnam
<b>Security</b>	Public

Value	Label	Cases	Percentage
1	Russia threat in 10-15 years	0	
2	China threat in 10-15 years	0	
3	Indonesia threat in 10-15 years	0	
4	Japan threat in 10-15 years	0	
5	Vietnam threat in 10-15 years	25	100.0%
6	India threat in 10-15 years	0	
-2	blank	390	
-1	nonrespondent	794	

Warning: these figures indicate the number of cases found in the data file. They cannot be interpreted as summary statistics of the population of interest.












# E11INDIA: India threat to Australia in 10-15 yrs	
<b>Information</b>	[Type= discrete] [Format=numeric] [Range= 1-6] [Missing=*/-2/-1]
<b>Statistics [NW/ W]</b>	[Valid=61 /-] [Invalid=1148 /-]
<b>Pre-question</b>	E.11. Thinking further ahead, about 10 to 15 years from now. In your opinion will any of these countries pose a threat to the security of Australia then? (Circle as many as you think apply).
<b>Literal question</b>	India
<b>Security</b>	Public

Value	Label	Cases	Percentage
1	Russia threat in 10-15 years	0	
2	China threat in 10-15 years	0	
3	Indonesia threat in 10-15 years	0	
4	Japan threat in 10-15 years	0	
5	Vietnam threat in 10-15 years	0	
6	India threat in 10-15 years	61	100.0%
-2	blank	354	
-1	nonrespondent	794	

Warning: these figures indicate the number of cases found in the data file. They cannot be interpreted as summary statistics of the population of interest.










# E12: Trust in the United States	
<b>Information</b>	[Type= discrete] [Format=numeric] [Range= 1-4] [Missing=*/-2/-1]
<b>Statistics [NW/ W]</b>	[Valid=399 /-] [Invalid=810 /-]
<b>Literal question</b>	E.12. If Australia's security were threatened by some other country, how much trust do you feel Australia can have in the United States to come to Australia's defence?
<b>Security</b>	Public

Value	Label	Cases	Percentage
1	A great deal	33	8.3%
2	A fair amount	139	34.8%

<b># E12: Trust in the United States</b>			
<b>Value</b>	<b>Label</b>	<b>Cases</b>	<b>Percentage</b>
3	Not very much	159	 39.8%
4	None at all	68	 17.0%
-2	blank	16	
-1	nonrespondent	794	
<i>Warning: these figures indicate the number of cases found in the data file. They cannot be interpreted as summary statistics of the population of interest.</i>			
<b># E13: United States alliance under ANZUS</b>			
<b>Information</b>	[Type= discrete] [Format=numeric] [Range= 1-4] [Missing=*/-2/-1]		
<b>Statistics [NW/ W]</b>	[Valid=401 /-] [Invalid=808 /-]		
<b>Literal question</b>	E.13. As you may know, Australia is allied with the United States in the ANZUS Treaty. How important do you think the United States alliance under ANZUS is for protecting Australia's security?		
<b>Security</b>	Public		
<b>Value</b>	<b>Label</b>	<b>Cases</b>	<b>Percentage</b>
1	Very important	73	 18.2%
2	Fairly important	117	 29.2%
3	Not very important	144	 35.9%
4	Not at all important	67	 16.7%
-2	blank	14	
-1	nonrespondent	794	
<i>Warning: these figures indicate the number of cases found in the data file. They cannot be interpreted as summary statistics of the population of interest.</i>			
<b># E14: Security arrangements</b>			
<b>Information</b>	[Type= discrete] [Format=numeric] [Range= 1-5] [Missing=*/-2/-1]		
<b>Statistics [NW/ W]</b>	[Valid=404 /-] [Invalid=805 /-]		
<b>Literal question</b>	E.14. Some people say that changes in the Soviet Union and the Asia-Pacific region require a new security arrangement in the region. Others say that the existing security arrangements can handle current and future events. Which view is closer to your own? <ol style="list-style-type: none"> <li>value=1&gt;Strongly favour new security arrangement</li> <li>value=2&gt;Favour new security arrangement</li> <li>value=3&gt;Neither</li> <li>value=4&gt;Favour existing security arrangements</li> <li>value=5&gt;Strongly favour existing security arrangements</li> </ol>		
<b>Security</b>	Public		
<b>Value</b>	<b>Label</b>	<b>Cases</b>	<b>Percentage</b>
1	Strongly new arrange	53	 13.1%
2	Favour new arrange	166	 41.1%
3	Neither	114	 28.2%
4	Favour exist arrange	66	 16.3%
5	Strong exist arrange	5	 1.2%
-2	blank	11	
-1	nonrespondent	794	
<i>Warning: these figures indicate the number of cases found in the data file. They cannot be interpreted as summary statistics of the population of interest.</i>			
<b># E15AIMS1: Aims of Australia - first choice</b>			
<b>Information</b>	[Type= discrete] [Format=numeric] [Range= 1-4] [Missing=*/-2/-1]		
<b>Statistics [NW/ W]</b>	[Valid=396 /-] [Invalid=813 /-]		
<b>Pre-question</b>	E.15. Finally in this section, a question about what you think the aims of Australia should be for the next ten years. Here is a list of four aims that different people would give priority. <ol style="list-style-type: none"> <li>value=1&gt;Maintain order in the nation</li> <li>value=2&gt;Give people more say in important government decisions</li> <li>value=3&gt;Fight rising prices</li> <li>value=4&gt;Protect freedom of speech</li> </ol>		



<b># E15AIMS1: Aims of Australia - first choice</b>			
<b>Literal question</b>	If you had to choose among these four aims, which would be your first choice?		
<b>Security</b>	Public		
<b>Value</b>	<b>Label</b>	<b>Cases</b>	<b>Percentage</b>
1	Maintain order	89	22.5%
2	More say in govt	171	43.2%
3	Fight rising prices	30	7.6%
4	Freedom of speech	106	26.8%
-2	blank	19	
-1	nonrespondent	794	
<i>Warning: these figures indicate the number of cases found in the data file. They cannot be interpreted as summary statistics of the population of interest.</i>			
<b># E15AIMS2: Aims of Australia - second choice</b>			
<b>Information</b>	[Type= discrete] [Format=numeric] [Range= 1-4] [Missing=*/-2/-1]		
<b>Statistics [NW/ W]</b>	[Valid=391 /-] [Invalid=818 /-]		
<b>Pre-question</b>	E.15. Finally in this section, a question about what you think the aims of Australia should be for the next ten years. Here is a list of four aims that different people would give priority.<ol><li value=1>Maintain order in the nation</li><li value=2>Give people more say in important government decisions</li><li value=3>Fight rising prices</li><li value=4>Protect freedom of speech</li></ol>		
<b>Literal question</b>	And which would be your second choice?		
<b>Security</b>	Public		
<b>Value</b>	<b>Label</b>	<b>Cases</b>	<b>Percentage</b>
1	Maintain order	79	20.2%
2	More say in govt	102	26.1%
3	Fight rising prices	41	10.5%
4	Freedom of speech	169	43.2%
-2	blank	24	
-1	nonrespondent	794	
<i>Warning: these figures indicate the number of cases found in the data file. They cannot be interpreted as summary statistics of the population of interest.</i>			
<b># AGEX: Agegroup - derived from F1</b>			
<b>Information</b>	[Type= discrete] [Format=numeric] [Range= 1-6] [Missing=*/-2/-1]		
<b>Statistics [NW/ W]</b>	[Valid=415 /-] [Invalid=794 /-]		
<b>Pre-question</b>	In this final section, a few questions about yourself.		
<b>Literal question</b>	F.1. When were you born?		
<b>Security</b>	Public		
<b>Value</b>	<b>Label</b>	<b>Cases</b>	<b>Percentage</b>
1	18 to 24	13	3.1%
2	25-34	52	12.5%
3	35-44	123	29.6%
4	45-54	131	31.6%
5	55-64	60	14.5%
6	65 or over	36	8.7%
-2	blank	0	
-1	nonrespondent	794	
<i>Warning: these figures indicate the number of cases found in the data file. They cannot be interpreted as summary statistics of the population of interest.</i>			

<b># OWNPLACE: Country of birth - grouped from F2</b>			
<b>Information</b>	[Type= discrete] [Format=numeric] [Range= 1-3] [Missing=*/-2/-1]		
<b>Statistics [NW/ W]</b>	[Valid=415 /-] [Invalid=794 /-]		
<b>Pre-question</b>	In this final section, a few questions about yourself.		
<b>Literal question</b>	F.2. Where were you born?		
<b>Security</b>	Public		
<b>Value</b>	<b>Label</b>	<b>Cases</b>	<b>Percentage</b>
1	Australia	333	 80.2%
2	English speaking	56	 13.5%
3	All other	26	 6.3%
-2	blank	0	
-1	nonrespondent	794	
<i>Warning: these figures indicate the number of cases found in the data file. They cannot be interpreted as summary statistics of the population of interest.</i>			
<b># MUMPLACE: Mother country of birth-grouped from F2</b>			
<b>Information</b>	[Type= discrete] [Format=numeric] [Range= 1-3] [Missing=*/-2/-1]		
<b>Statistics [NW/ W]</b>	[Valid=412 /-] [Invalid=797 /-]		
<b>Pre-question</b>	In this final section, a few questions about yourself.		
<b>Literal question</b>	And where was your mother born?		
<b>Security</b>	Public		
<b>Value</b>	<b>Label</b>	<b>Cases</b>	<b>Percentage</b>
1	Australia	289	 70.1%
2	English speaking	81	 19.7%
3	All other	42	 10.2%
-2	blank	3	
-1	nonrespondent	794	
<i>Warning: these figures indicate the number of cases found in the data file. They cannot be interpreted as summary statistics of the population of interest.</i>			
<b># DADPLACE: Father country of birth-grouped from F2</b>			
<b>Information</b>	[Type= discrete] [Format=numeric] [Range= 1-3] [Missing=*/-2/-1]		
<b>Statistics [NW/ W]</b>	[Valid=411 /-] [Invalid=798 /-]		
<b>Pre-question</b>	In this final section, a few questions about yourself.		
<b>Literal question</b>	And your father?		
<b>Security</b>	Public		
<b>Value</b>	<b>Label</b>	<b>Cases</b>	<b>Percentage</b>
1	Australia	271	 65.9%
2	English speaking	96	 23.4%
3	All other	44	 10.7%
-2	blank	4	
-1	nonrespondent	794	
<i>Warning: these figures indicate the number of cases found in the data file. They cannot be interpreted as summary statistics of the population of interest.</i>			
<b># F3: Age left school</b>			
<b>Information</b>	[Type= discrete] [Format=numeric] [Range= 13-29] [Missing=*/-2/-1]		
<b>Statistics [NW/ W]</b>	[Valid=410 /-] [Invalid=799 /-]		

<b># F3: Age left school</b>			
<b>Pre-question</b>	In this final section, a few questions about yourself.		
<b>Literal question</b>	F.3. How old were you when you left school?		
<b>Security</b>	Public		
<b>Value</b>	<b>Label</b>	<b>Cases</b>	<b>Percentage</b>
13		3	0.7%
14		9	2.2%
15		55	13.4%
16		68	16.6%
17		154	37.6%
18		95	23.2%
19		12	2.9%
20		4	1.0%
21		1	0.2%
22		3	0.7%
23		2	0.5%
24		2	0.5%
26		1	0.2%
29		1	0.2%
-2	blank	5	
-1	nonrespondent	794	
<i>Warning: these figures indicate the number of cases found in the data file. They cannot be interpreted as summary statistics of the population of interest.</i>			
<b># F4: No. years of tertiary education</b>			
<b>Information</b>	[Type= discrete] [Format=numeric] [Range= 0-9] [Missing=*/-2/-1]		
<b>Statistics [NW/ W]</b>	[Valid=406 /-] [Invalid=803 /-]		
<b>Pre-question</b>	In this final section, a few questions about yourself.		
<b>Literal question</b>	F.4. In all, how many years of tertiary study have you completed since you left secondary school? If your tertiary study was part-time, give the number of years of equivalent full-time study.		
<b>Security</b>	Public		
<b>Value</b>	<b>Label</b>	<b>Cases</b>	<b>Percentage</b>
0		69	17.0%
1		25	6.2%
2		31	7.6%
3		45	11.1%
4		58	14.3%
5		68	16.7%
6		43	10.6%
7		25	6.2%
8		20	4.9%
9	9 or more years	22	5.4%
-2	blank	9	
-1	nonrespondent	794	
<i>Warning: these figures indicate the number of cases found in the data file. They cannot be interpreted as summary statistics of the population of interest.</i>			

<b># F5: Religion</b>			
<b>Information</b>	[Type= discrete] [Format=numeric] [Range= 1-9] [Missing=*/-2/-1]		
<b>Statistics [NW/ W]</b>	[Valid=411 /-] [Invalid=798 /-]		
<b>Pre-question</b>	In this final section, a few questions about yourself.		
<b>Literal question</b>	F.5. What is your religion or faith?		
<b>Security</b>	Public		
<b>Value</b>	<b>Label</b>	<b>Cases</b>	<b>Percentage</b>
1	Roman Catholic	77	18.7%
2	Anglican/C of E	91	22.1%
3	Uniting/Methodist	34	8.3%
4	Orthodox Church	6	1.5%
5	Presbyterian	20	4.9%
6	Other	48	11.7%
9	No religion	135	32.8%
-2	blank	4	
-1	nonrespondent	794	
<i>Warning: these figures indicate the number of cases found in the data file. They cannot be interpreted as summary statistics of the population of interest.</i>			
<b># F6: Religious attendance</b>			
<b>Information</b>	[Type= discrete] [Format=numeric] [Range= 1-6] [Missing=*/-2/-1]		
<b>Statistics [NW/ W]</b>	[Valid=409 /-] [Invalid=800 /-]		
<b>Pre-question</b>	In this final section, a few questions about yourself.		
<b>Literal question</b>	F.6. Apart from weddings, funerals and baptisms, about how often do you attend religious services?		
<b>Security</b>	Public		
<b>Value</b>	<b>Label</b>	<b>Cases</b>	<b>Percentage</b>
1	At least once/week	60	14.7%
2	At least once/month	55	13.4%
3	Several times/year	57	13.9%
4	At least once/year	38	9.3%
5	Less than once/year	73	17.8%
6	Never	126	30.8%
-2	blank	6	
-1	nonrespondent	794	
<i>Warning: these figures indicate the number of cases found in the data file. They cannot be interpreted as summary statistics of the population of interest.</i>			
<b># F7: Marital status</b>			
<b>Information</b>	[Type= discrete] [Format=numeric] [Range= 1-4] [Missing=*/-2/-1]		
<b>Statistics [NW/ W]</b>	[Valid=414 /-] [Invalid=795 /-]		
<b>Pre-question</b>	In this final section, a few questions about yourself.		
<b>Literal question</b>	F.7. What is your current marital status?		
<b>Security</b>	Public		
<b>Value</b>	<b>Label</b>	<b>Cases</b>	<b>Percentage</b>
1	Never married	56	13.5%
2	Married,de facto	306	73.9%

**# F7: Marital status**

Value	Label	Cases	Percentage
3	Widowed	3	0.7%
4	Divorced/separated	49	11.8%
-2	blank	1	
-1	nonrespondent	794	

*Warning: these figures indicate the number of cases found in the data file. They cannot be interpreted as summary statistics of the population of interest.*

**# HOUSE: House of Reprs or Senate**

<b>Information</b>	[Type= discrete] [Format=numeric] [Range= 1-2] [Missing=*/-2/-1]
<b>Statistics [NW/ W]</b>	[Valid=1209 /-] [Invalid=0 /-]
<b>Literal question</b>	Standing for House of Representatives or Senate?
<b>Security</b>	Public

Value	Label	Cases	Percentage
1	House of Representatives	943	78.0%
2	Senate	266	22.0%
-2	blank	0	
-1	nonrespondent	0	

*Warning: these figures indicate the number of cases found in the data file. They cannot be interpreted as summary statistics of the population of interest.*

**# PARTY: Candidates Party Label**

<b>Information</b>	[Type= discrete] [Format=numeric] [Range= 0-9] [Missing=*/-2/-1]
<b>Statistics [NW/ W]</b>	[Valid=1209 /-] [Invalid=0 /-]
<b>Literal question</b>	Candidate's party
<b>Security</b>	Public

Value	Label	Cases	Percentage
0	Other	68	5.6%
1	Liberal	168	13.9%
2	Labor	175	14.5%
3	National	59	4.9%
4	Democrat	155	12.8%
5	Green (all Grn)	83	6.9%
6	Independent	280	23.2%
7	Natural Law Party	126	10.4%
8	Call to Aust (Nile)	53	4.4%
9	Confed Action Party	42	3.5%
-2	blank	0	
-1	nonrespondent	0	

*Warning: these figures indicate the number of cases found in the data file. They cannot be interpreted as summary statistics of the population of interest.*